

1 Working Draft, December 7, 2003

2 Maturity Level: Stable

3

4

5

6

## The Printer Working Group (PWG)

7

### Semantic Model

8

9

10 **Abstract: This document is a high level overview of the Semantic Model defined by the PWG.**  
11 **This document briefly describes the semantic elements defined in various PWG documents**  
12 **and PWG documents submitted to the IETF. The Semantic Model also incorporates**  
13 **additions made by other groups addressing print systems. With every semantic element**  
14 **included a reference is provided to the document and section that details the semantic**  
15 **definition.**

16 **The Semantic Model contains a high level description of the Actions that operate on the**  
17 **objects and attributes in the model. This document does not describe the mapping of the**  
18 **semantics onto a specific protocol or network environment.**

19



20

21 Working Draft, December 7, 2003

22                   The Printer Working Group (PWG)  
23                                   Semantic Model

24

25

26

27 This version of the PWG Proposed Standard is available electronically at:

28                   <ftp://ftp.pwg.org/pub/pwg/Semantic-Model/wd-sm10-20031207.pdf> , .doc

29 This document is a Working Draft for an IEEE-ISTO PWG Candidate Standard. For a definition  
30 of a "PWG Candidate Standard" and its transition to a "PWG Standard", see:

31 <ftp://ftp.pwg.org/pub/pwg/general/pwg-process.pdf>. After approval by the PWG (by a Last Call) to  
32 transition a PWG Working Draft to a PWG Candidate Standard, the resulting PWG Candidate  
33 Standard will be available electronically at: <ftp://ftp.pwg.org/pub/pwg/cs/>. After approval by the  
34 PWG (by a Last Call) to transition a PWG Candidate Standard to a PWG Standard, the resulting  
35 PWG Standard will be available electronically at: <ftp://ftp.pwg.org/pub/pwg/standards/>.

36 **Copyright (C) 2003, IEEE ISTO. All rights reserved.**

37 This document may be copied and furnished to others, and derivative works that comment on, or  
38 otherwise explain it or assist in its implementation may be prepared, copied, published and  
39 distributed, in whole or in part, without restriction of any kind, provided that the above copyright  
40 notice, this paragraph and the title of the Document as referenced below are included on all such  
41 copies and derivative works. However, this document itself may not be modified in any way, such  
42 as by removing the copyright notice or references to the IEEE-ISTO and the Printer Working  
43 Group, a program of the IEEE-ISTO.

44 Title: The Printer Working Group Semantic Model

45 The IEEE-ISTO and the Printer Working Group DISCLAIM ANY AND ALL WARRANTIES,  
46 WHETHER EXPRESS OR IMPLIED INCLUDING (WITHOUT LIMITATION) ANY IMPLIED  
47 WARRANTIES OF MERCHANTABILITY OR FITNESS FOR A PARTICULAR PURPOSE.

48 The Printer Working Group, a program of the IEEE-ISTO, reserves the right to make changes to  
49 the document without further notice. The document may be updated, replaced or made obsolete by  
50 other documents at any time.

51 The IEEE-ISTO takes no position regarding the validity or scope of any intellectual property or other rights that might be claimed to pertain to the  
52 implementation or use of the technology described in this document or the extent to which any license under such rights might or might not be  
53 available; neither does it represent that it has made any effort to identify any such rights.

54 The IEEE-ISTO invites any interested party to bring to its attention any copyrights, patents, or  
55 patent applications, or other proprietary rights which may cover technology that may be required to  
56 implement the contents of this document. The IEEE-ISTO and its programs shall not be responsible  
57 for identifying patents for which a license may be required by a document and/or IEEE-ISTO  
58 Industry Group Standard or for conducting inquiries into the legal validity or scope of those patents  
59 that are brought to its attention. Inquiries may be submitted to the IEEE-ISTO by e-mail at:

60 [ieee-isto@ieee.org](mailto:ieee-isto@ieee.org).

61 The Printer Working Group acknowledges that the IEEE-ISTO (acting itself or through its  
62 designees) is, and shall at all times, be the sole entity that may authorize the use of certification  
63 marks, trademarks, or other special designations to indicate compliance with these materials.

64 Use of this document is wholly voluntary. The existence of this document does not imply that  
65 there are no other ways to produce, test, measure, purchase, market, or provide other goods and  
66 services related to its scope.

## 67 **About the IEEE-ISTO**

68  
69 The IEEE-ISTO is a not-for-profit corporation offering industry groups an innovative and flexible  
70 operational forum and support services. The IEEE-ISTO provides a forum not only to develop  
71 standards, but also to facilitate activities that support the implementation and acceptance of  
72 standards in the marketplace. The organization is affiliated with the IEEE (<http://www.ieee.org/>)  
73 and the IEEE Standards Association (<http://standards.ieee.org/>).

74  
75 For additional information regarding the IEEE-ISTO and its industry programs visit  
76 <http://www.ieee-isto.org>.

77

## 78 **About the IEEE-ISTO PWG**

79 The Printer Working Group (or PWG) is a Program of the IEEE Industry Standards and Technology Organization (ISTO) with member organizations  
80 including printer manufacturers, print server developers, operating system providers, network operating systems providers, network connectivity  
81 vendors, and print management application developers. The group is chartered to make printers and the applications and operating systems  
82 supporting them work together better. All references to the PWG in this document implicitly mean "The Printer Working Group, a Program of the  
83 IEEE ISTO." In order to meet this objective, the PWG will document the results of their work as open standards that define print related protocols,  
84 interfaces, procedures and conventions. Printer manufacturers and vendors of printer related software will benefit from the interoperability provided  
85 by voluntary conformance to these standards.

86 In general, a PWG standard is a specification that is stable, well understood, and is technically  
87 competent, has multiple, independent and interoperable implementations with substantial  
88 operational experience, and enjoys significant public support.

89 For additional information regarding the Printer Working Group visit: <http://www.pwg.org>

## 90 **Contact information:**

91 Semantic Model Web Page: <http://www.pwg.org/sm/>  
92 Semantic Model Mailing List: [sm@pwg.org](mailto:sm@pwg.org)

93 To subscribe to the Semantic Model mailing list, send the following email:

- 94 1) send it to [majordomo@pwg.org](mailto:majordomo@pwg.org)  
95 2) leave the subject line blank  
96 3) put the following two lines in the message body:  
97 subscribe sm  
98 end

99 **Implementers of this specification are encouraged to join the Semantic Model Mailing List in**  
100 **order to participate in any discussions of clarifications or review of registration proposals for**  
101 **additional names. Requests for additional extensions, for inclusion in this specification,**  
102 **should be sent to the Semantic Model Mailing list for consideration. In order to reduce spam**  
103 **the mailing list rejects mail from non-subscribers, so you must subscribe to the mailing list in**  
104 **order to send a question or comment to the mailing list.**

# Table of Contents

105			
106	1	Introduction.....	9
107	2	Terminology.....	9
108	3	Model Overview .....	10
109	4	Data Classes .....	12
110	4.1	Naming of Classes, Elements and Values .....	12
111	4.2	Printer Object Class .....	13
112	4.2.1	Printer Status Elements.....	13
113	4.2.2	Printer Description Elements.....	14
114	4.2.3	Printer Defaults, Supported and Ready Processing Elements .....	15
115	4.3	Job Object Class.....	16
116	4.3.1	Job Status Elements .....	16
117	4.3.2	Job Description Elements .....	17
118	4.4	Document Object Class .....	18
119	4.4.1	Document Status Elements .....	18
120	4.4.2	Document Description Elements .....	20
121	4.5	Processing Elements .....	20
122	4.5.1	Job Processing Elements.....	20
123	4.5.2	Document Processing Elements.....	21
124	4.6	Processing Actual Elements.....	22
125	4.6.1	Job Processing Actual Elements.....	22
126	4.6.2	Document Processing Actual Elements.....	22
127	5	Actions.....	23
128	5.1	Job Creation and document submission Actions .....	24
129	5.1.1	CreateJob .....	25
130	5.1.2	CloseJob.....	25
131	5.1.3	PrintJob.....	25
132	5.1.4	PrintUri .....	25
133	5.1.5	SendDocument.....	26
134	5.1.6	SendUri .....	26
135	5.1.7	ValidateDocument .....	26
136	5.1.8	ValidateJob .....	26

137	5.2	Job and Document Control Actions.....	26
138	5.2.1	CancelCurrentJob.....	26
139	5.2.2	CancelDocument.....	27
140	5.2.3	CancelJob.....	27
141	5.2.4	DeleteDocument .....	27
142	5.2.5	HoldJob.....	27
143	5.2.6	PromoteJob .....	27
144	5.2.7	ReleaseJob .....	27
145	5.2.8	ReprocessJob .....	27
146	5.2.9	RestartJob.....	27
147	5.2.10	ResumeJob .....	27
148	5.2.11	ScheduleJobAfter.....	27
149	5.2.12	SetDocumentElements.....	27
150	5.2.13	SetJobElements.....	28
151	5.2.14	SuspendCurrentJob .....	28
152	5.3	Status and information Actions.....	28
153	5.3.1	GetDocumentElements .....	28
154	5.3.2	GetDocuments .....	28
155	5.3.3	GetJobElements .....	28
156	5.3.4	GetJobs.....	28
157	5.3.5	GetPrinterElements.....	28
158	5.3.6	GetPrinterSettableElementValues .....	28
159	5.4	Printer Control Actions.....	29
160	5.4.1	ActivatePrinter .....	29
161	5.4.2	DeactivatePrinter .....	29
162	5.4.3	DisablePrinter .....	29
163	5.4.4	EnablePrinter .....	29
164	5.4.5	HoldNewJobs.....	29
165	5.4.6	PausePrinter .....	29
166	5.4.7	PausePrinterAfterCurrentJob .....	29
167	5.4.8	PurgeJobs .....	29
168	5.4.9	ReleaseHeldNewJobs.....	29
169	5.4.10	RestartPrinter .....	30

170 5.4.11 ResumePrinter..... 30

171 5.4.12 SetPrinterElements..... 30

172 5.4.13 ShutdownPrinter ..... 30

173 5.4.14 StartupPrinter ..... 30

174 6 Globalization..... 30

175 7 Summary of elements ..... 31

176 7.1 Processing Elements (Job and Document)..... 31

177 7.2 Job Elements (Status and Description) ..... 41

178 7.3 Document Elements (Status and Description) ..... 47

179 7.4 Printer Elements (Status and Description)..... 54

180 8 Status Strings ..... 60

181 9 References..... 64

182 10 Author's Addresses ..... 65

183 10.1 Other Participants ..... 65

184 11 Appendix A – UPnP Definitions ..... 66

185 11.1 DeviceId..... 66

186 12 Appendix B – IPP Mapping..... 67

187 12.1 Changes to remove some IPP specific aspects ..... 67

188 12.2 Attribute Group Mapping ..... 67

**Table of Figures**

191 Figure 1 Model Overview..... 11

192 Figure 2 Data Classes ..... 12

193 Figure 3 Printer Status Elements ..... 13

194 Figure 4 - The "PrinterState" element and the Printer Life Cycle ..... 14

195 Figure 5 Printer Description Elements..... 14

196 Figure 6 Job Status Elements..... 16

197 Figure 7 The "JobState" Job Element and the Job object life cycle ..... 17

198 Figure 8 Job Description Elements ..... 18

199 Figure 9 Document Status Elements..... 19

200 Figure 10 "DocumentState" Element and Document object life Cycle..... 19

201 Figure 11 Document Description Elements..... 20

202 Figure 12 Job Processing Elements ..... 21

203 Figure 13 Document Processing Elements ..... 22

204 Figure 14 Processing Instruction Processing ..... 24

205

206

**Table of Tables**

207 Table 1-Integer syntax whose ProcessingElementSupported syntax isn't RangeOfInteger..... 15

208 Table 2 - Summary of Actions..... 24

209 Table 3 - Processing Elements (Job and Document) ..... 31

210 Table 4- Job Elements (Status and Description)..... 41

211 Table 5 – Document Elements (Status and Description) ..... 47

212 Table 6 - Printer Elements (Status and Description) ..... 54

213 Table 7 Status strings indicating some degree of success ..... 60

214 Table 8 Status strings indicating error on the part of the Client ..... 60

215 Table 9 Status strings indicating error on the part of the Printer ..... 62

216



217 **1 Introduction**

218 This document is a high level overview of the Semantic Model defined by the PWG. This  
 219 document briefly describes the semantic elements defined in various PWG documents and PWG  
 220 documents submitted to the IETF.

221 The PWG Semantic Model is primarily based on the model used by IPP. Furthermore the PWG  
 222 Semantic Model is not limited to the semantics defined in IPP. IPP Objects, Attributes and  
 223 Operations are mapped to Objects, Elements and Actions in the PWG Semantic model. This  
 224 specification does not augment or change the definition of IPP in any way. See IPP mapping details  
 225 in section 12.

226 The Semantic Model also incorporates additions made by other groups addressing print systems.  
 227 With every semantic element included a reference is provided to the document and section that  
 228 details the semantic definition.

229 The Semantic Model contains a high level description of the Actions that operate on the objects and  
 230 Elements in the model. This document does not describe the mapping of the semantics onto a  
 231 specific protocol or network environment.

232 **2 Terminology**

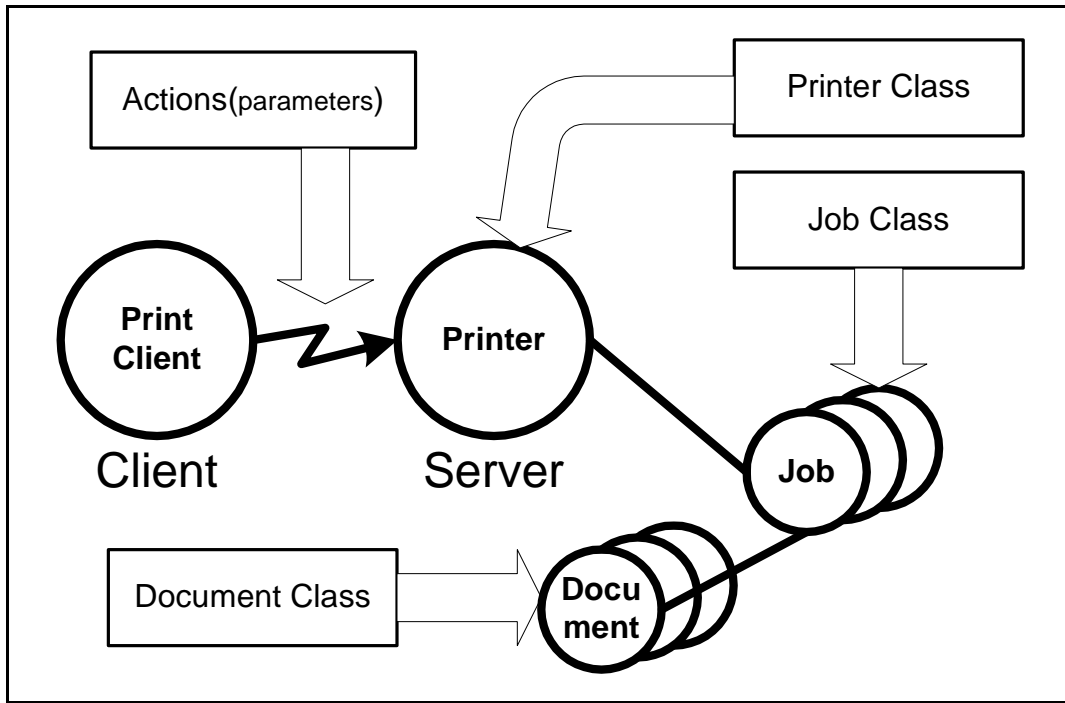
Action	A request that a Print Client makes to an object to perform some activity. The object returns a response to the Print Client that contains some information about the effect of the action on the object.
Data Class	A template for data describing an object and representing its state. Each Element in the data class represents a semantic element of the associated object.
Document	An object containing descriptive and state information for a logical unit of information to be printed. The object may contain processing information. The document content is represented by a single data (e.g. PDL, image) file and contains Pages.
Document Processing Elements	Document Elements supplied by the Print Client to direct the printing of a Document that the Printer copies to the Document. Examples: Copies, Finishings, Media, NumberUp.
End User	A print client that has no special rights on the printer. The End User typically submits jobs. The End User is allowed to query the printer, jobs and documents and control jobs based on policy.
Element	In this Document <i>element</i> is used to describe a characteristic of an object. (In XML an element is a construct that defines a component of an object.)
Impression	Everything printed on a single side of a media
Job	An object that represents the submission of work for the printer. It contains descriptive and state information as well as default Document Processing Elements. Jobs contain one or more Documents
Job Description Elements	Job Elements supplied by the Print Client to describe the Job. Examples: JobName, RequestingUserName, JobRecipient
Job Processing Elements	Job Elements supplied by the Print Client to direct the printing of the Job as a whole that the Printer copies to the Job. Examples: JobHoldUntil, JobPriority, JobCopies, JobFinishings.
Object	A entity that instantiates a data class and implements the appropriate actions.

Operator	A print client that has special rights on the printer. The Operator typically oversees the printer. The Operator is allowed to query and control the printer, jobs and documents based on site policy.
MediaSheet	A sheet of paper, or other material, used for printing
Page	A logical entity that represents the information contained on a single side of a sheet of media. Note that this is the electronic form and that multiple pages can be rendered into a single impression through N-Up printing
PDL	(Page Description Language) A language that describes the content to be printed and how it will be laid out on a page (e.g. Adobe PostScript®, Hewlett Packard PCL®).
Print Client	An application or network entity that performs actions
Printer	An object that represents a printing device, set of printing devices, or a printing service and contains zero or more Jobs
Type 1 keyword	All the values are defined in the specification. Additional values require a new specification.
Type 2 keyword	An initial set of values is defined in the specification. This working group registers additional values after review. The initial versions of the specification will contain the values registered so far. After the specification is approved, this working group will register additional values after approval.
Type 3 keyword	An initial set of values is defined in the specification. Additional values are registered without working group review. The initial versions of the specification contain the values registered so far. After the specification is approved, this working group will register additional values without approval.

233

### 234 3 Model Overview

235 The Printer Working Group (PWG) has defined a simplified printing model. It represents printing  
 236 in a Web Services, traditional client/server or peer-to-peer print paradigm. The PWG model  
 237 describes a Printer object that may contain zero or more Jobs. A Job is contained in only one  
 238 Printer object. A Job can contain zero or more Documents and a Document is contained in only  
 239 one Job. The PWG model contains methods that act upon these objects.



240

241

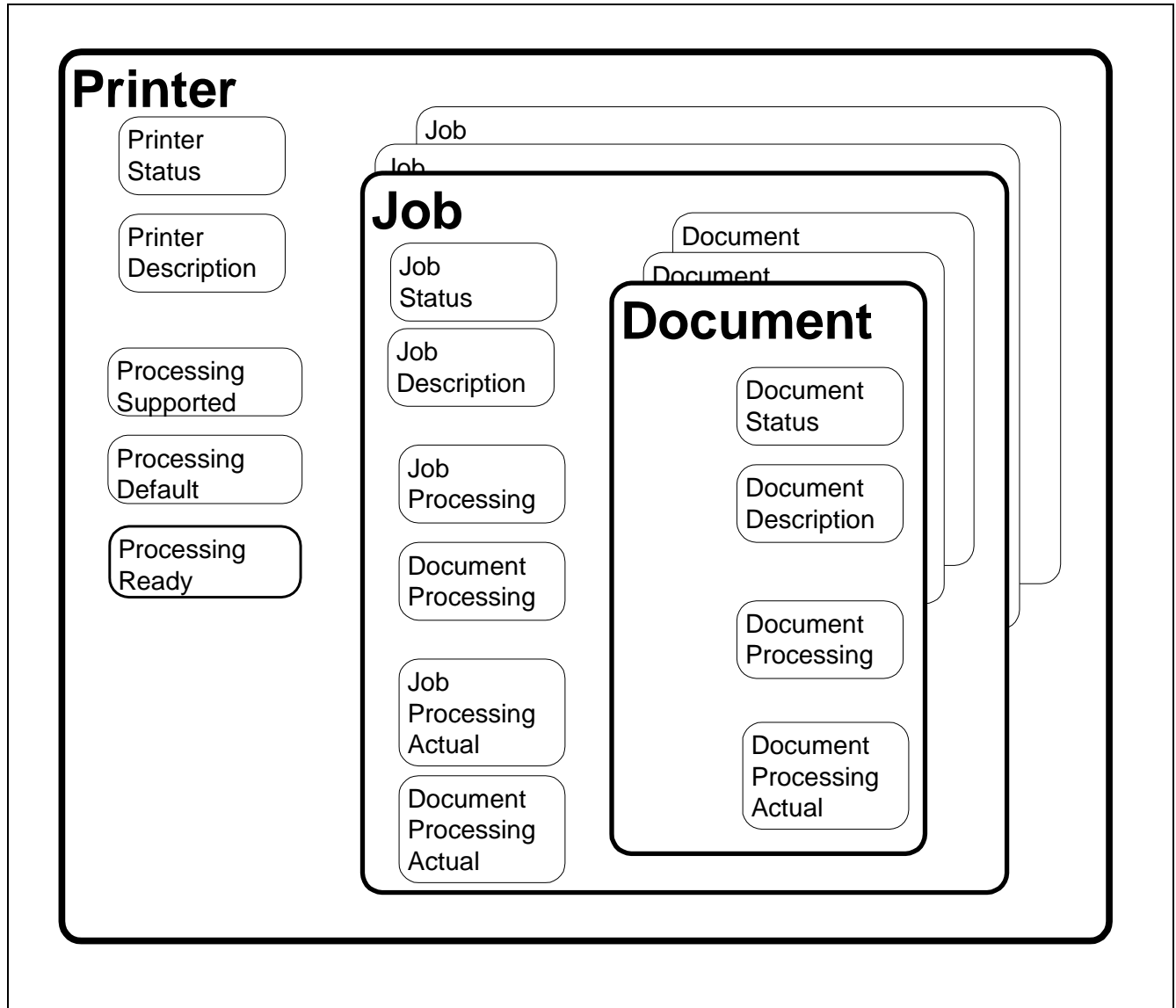
**Figure 1 Model Overview**

242 The objects are represented in the semantic model as data classes. The methods are represented as a  
 243 set of actions that act upon those data classes. The actions permit the creation and control of Jobs  
 244 and documents as well as the submission of Document data. The content of a Document is  
 245 included in the submission or can be accessed via a URL reference. There are also actions to query  
 246 a Printer, Job or Document to access their Elements or to list their contained objects.

247 The model uses a number of terms with specific meaning for a printer.

248 **4 Data Classes**

249 This section describes the data classes in the PWG semantic model. Some of the classes are taken  
 250 from the model and semantics of IPP [rfc2911]. Figure 2 shows the data classes, their elements  
 251 and the containment relationship between the classes



252  
 253

254

**Figure 2 Data Classes**

255 **4.1 Naming of Classes, Elements and Values**

256 The Action, Class, Element and Value keywords are shown here with mixed case for readability.  
 257 For the purpose of matching, the case can be ignored. The names of classes, elements and values  
 258 must differ by more than just case. For example there can not be two values for JobStateReasons  
 259 that differ only by case such as JobPrinting and jobprinting.

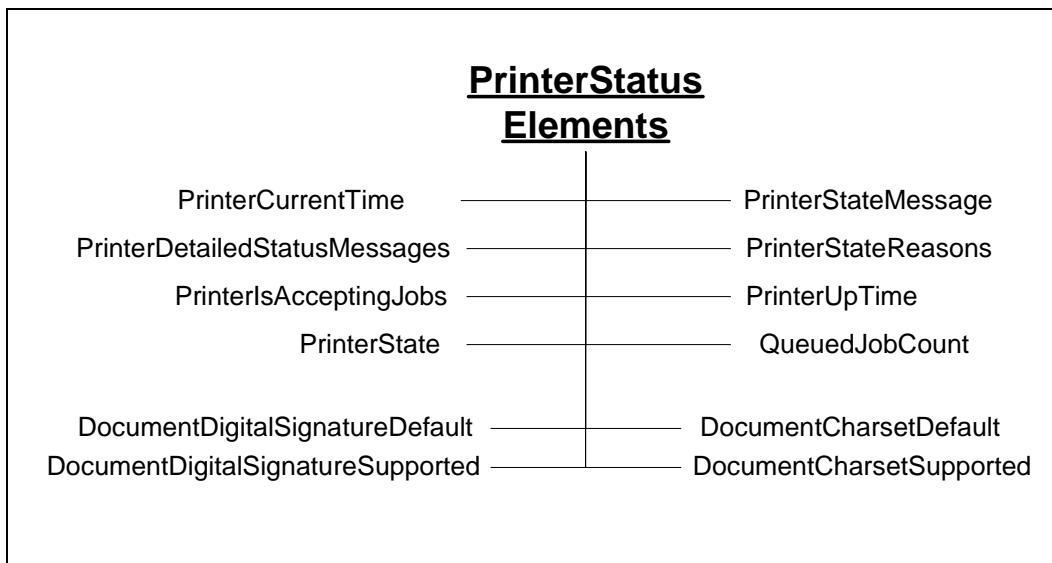
260 Specific mapping, of the Semantic Model, can mandate policy on case sensitivity. Mappings that  
 261 impose case sensitivity for matching, such as XML, may simplify their implementations.  
 262 Mappings that ignore case results in a server that will accept slightly malformed (i.e. case does not  
 263 agree) requests. In either mapping, the keywords are semantically identical.

264 **4.2 Printer Object Class**

265 The Printer class is represented by a collection of elements as shown in Figure 2. The Printer  
 266 Elements are presented in detail in Table 6. The printer object also contains elements that describe  
 267 the valid processing element values. (See section 4.5 for processing elements) The Printer class is  
 268 the container for Jobs.

269 **4.2.1 Printer Status Elements**

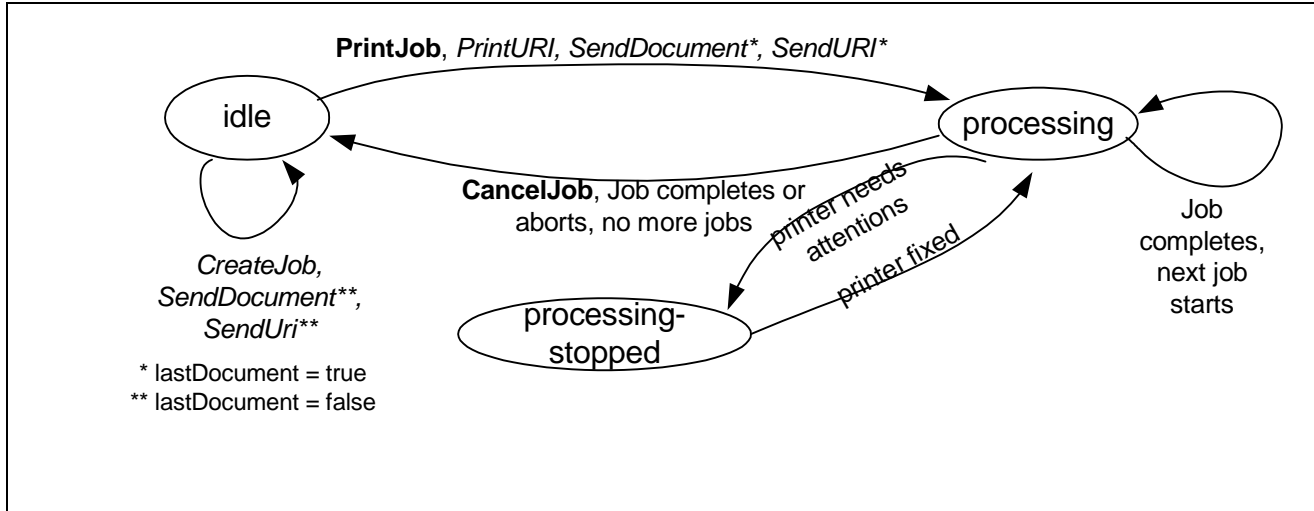
270 Figure 3 below shows the Printer Status Elements. These elements represent the state of the printer  
 271 such as the number of jobs or existing error conditions. Automata change the values of the  
 272 elements in this group. End Users cannot directly modify their values. The End User can affect the  
 273 values of these elements through actions (e.g. PausePrinter can change the value of  
 274 PrinterIsAcceptingJobs”). The semantics of the elements are summarized in Table 6.



275

276 **Figure 3 Printer Status Elements**

277 The “PrinterState” element is one of the most important Printer Status elements. Figure 4 shows  
 278 the values of the “PrinterState” element and the Printer life cycle as affected by actions on the  
 279 Printer and job processing.

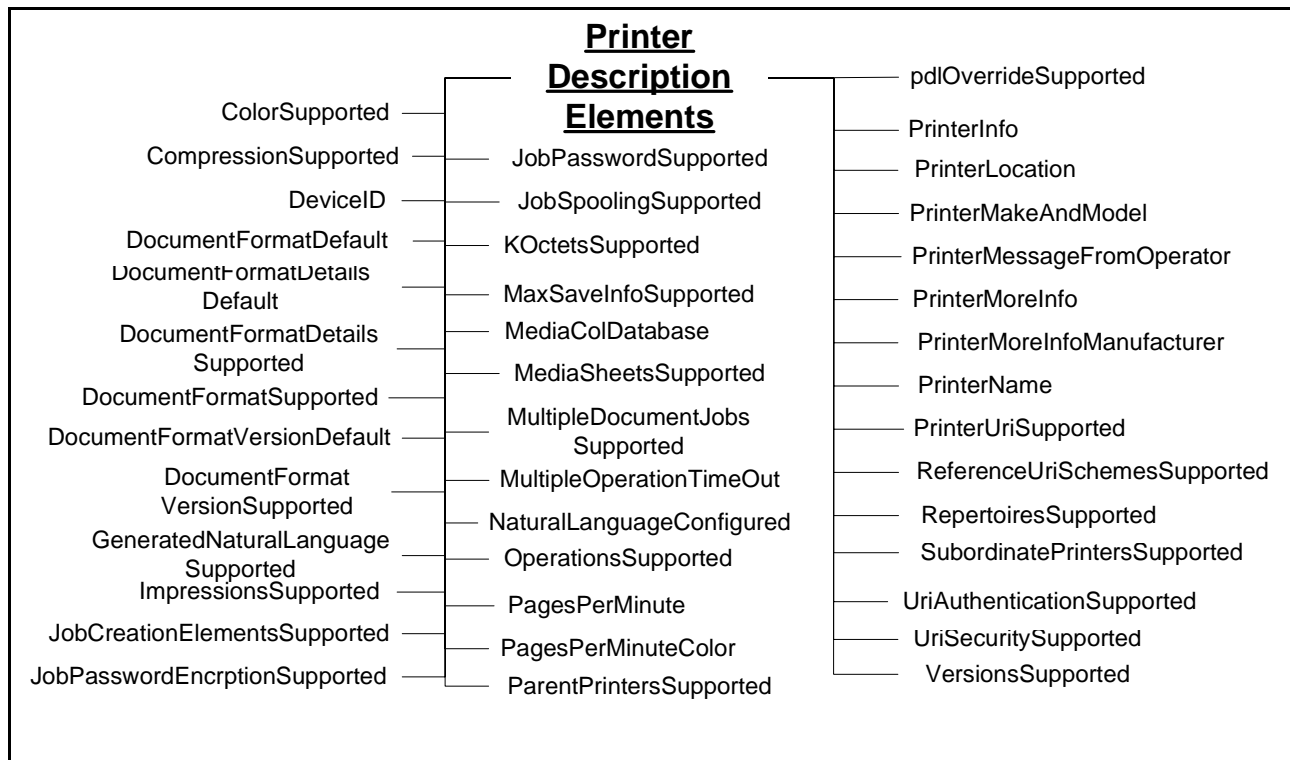


280  
281

282 **Figure 4 - The "PrinterState" element and the Printer Life Cycle**

283 **4.2.2 Printer Description Elements**

284 Figure 5 below shows the Printer Description Elements. These elements contain information that  
 285 describes the printer such as its make, where it's located and its speed. An automaton controls  
 286 some of the elements in this group (e.g. "PagesPerMinute"). Others elements in this group can be  
 287 modified by Operators or Administrators (e.g. "PrinterName"). The semantics of the elements are  
 288 summarized in Table 6.



289  
290

291 **Figure 5 Printer Description Elements**

292 **4.2.3 Printer Defaults, Supported and Ready Processing Elements**

293 See section 4.5 below for the elements that may comprise these groups. Processing Elements are  
 294 the union of Job Processing Elements and Document Processing Elements. If a Processing element  
 295 (e.g. Media) is supported, the Printer must have an associated Processing Supported Element (e.g.  
 296 MediaSupported) and Processing Default Element (e.g. MediaDefault) Printer element. There may  
 297 be an associated Processing Ready Element (e.g. MediaReady) Printer element. By retrieving the  
 298 Printer Processing elements, a Client can determine all the Job and Document Processing elements  
 299 and values that may be used in creating Jobs and Documents.

300 All Processing Supported, Processing Ready and Processing Default Elements have an associated  
 301 Processing Element. There are Printer Description Elements with a “Supported” suffix (e.g.  
 302 ImpressionsSupported). While they do list the valid values for the base element (e.g. Impressions),  
 303 they are not Processing Supported Elements. The difference is the containing group for the base  
 304 element. Note that the Impressions element is a member of the Job and Document Description  
 305 groups.

306 **4.2.3.1 Processing Supported Elements**

307 These elements list all the currently configured valid values for each Job Processing Element and  
 308 Document Processing Element. Though the Printer is configured to support the feature, human  
 309 intervention may be required to process the job (e.g. selected paper may have to be loaded into a  
 310 tray).

311 The syntax for Processing Elements Supported is multi-valued when the associated processing  
 312 element is a string. When syntax of the processing element is an integer, the syntax of the  
 313 corresponding Processing Supported Element is usually RangeOfInteger that indicates the  
 314 minimum and maximum values supported by the Printer. However, there are some exceptions as  
 315 indicated in Table 1.

316 **Table 1-Integer syntax whose ProcessingElementSupported syntax isn’t RangeOfInteger**

“xxx” element name	“xxx” syntax	“xxxSupported” syntax
JobPriority	Integer	Integer (Max value)
Copies	Integer	Integer (Max value)
PageRanges	RangeOfInteger (Multivalued)	Boolean (are PageRanges supported)

317 **4.2.3.2 Processing Default Elements**

318 These elements give the default value for the associated processing instruction if the Processing  
 319 Element of the job and document are not supplied and the instructions is not embedded in the PDL.  
 320 The syntax for the Processing Default Elements is the same as the corresponding Processing  
 321 Element. The only exception is that the PageRanges element does not have a PageRangesDefault  
 322 element.

323 **4.2.3.3 Processing Ready Elements**

324 These elements give the features available without human intervention. The syntax for a  
 325 Processing Ready Element is the same as the corresponding Processing Element.

326 **4.3 Job Object Class**

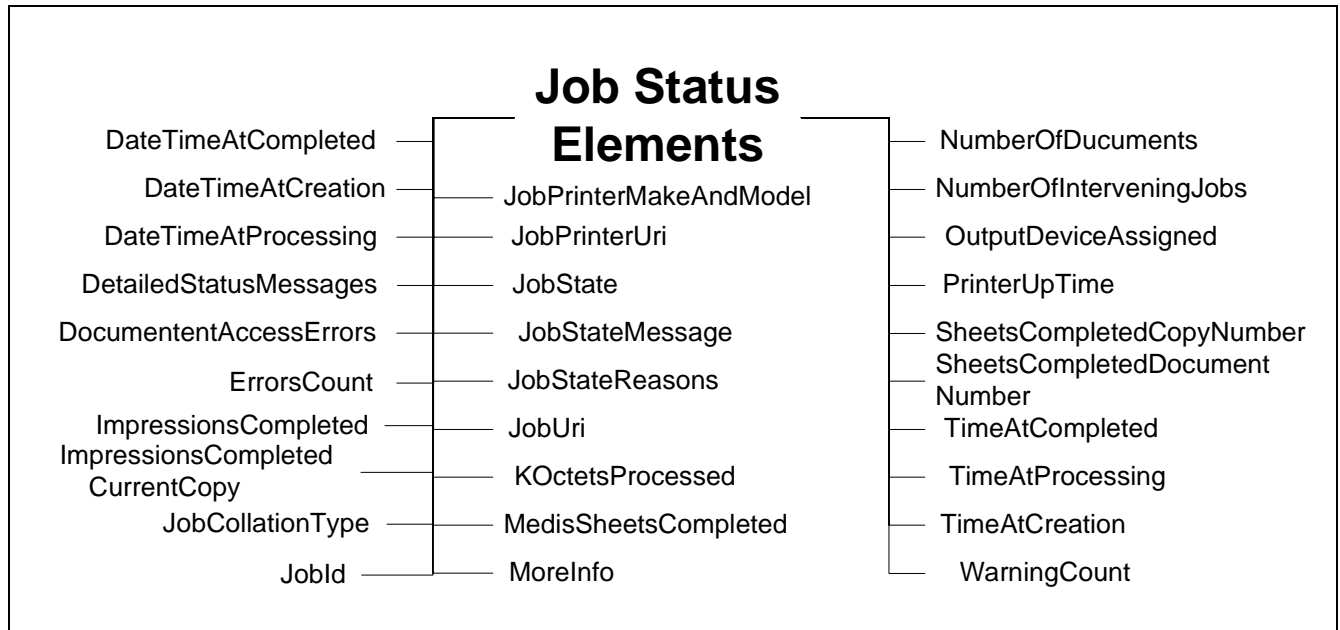
327 The Job object class is represented by a collection of elements divided into six groups as shown in  
 328 Figure 2. The Job class also contains the document class

- 329 Job Status Elements – See Section 4.3.1
- 330 Job Description Elements – See section 4.3.2.
- 331 Job Processing Elements – See section 4.5.1
- 332 Document Processing Elements – See section 4.5.2
- 333 Job Processing Actual Elements – See section 4.6.1
- 334 Document Processing Actual Elements – See section 4.6.2

335 **4.3.1 Job Status Elements**

336 Figure 6 below shows the Job Status Elements. These elements reflect the status of the Job as a  
 337 whole. Automata primarily control the elements in this group. Clients cannot directly modify their  
 338 values. The Client can affect the values of these elements through actions (e.g. CancelJob can  
 339 change the value of JobStateReasons”). The semantics of the Job Status elements are summarized  
 340 in Table 4.

341



342  
 343

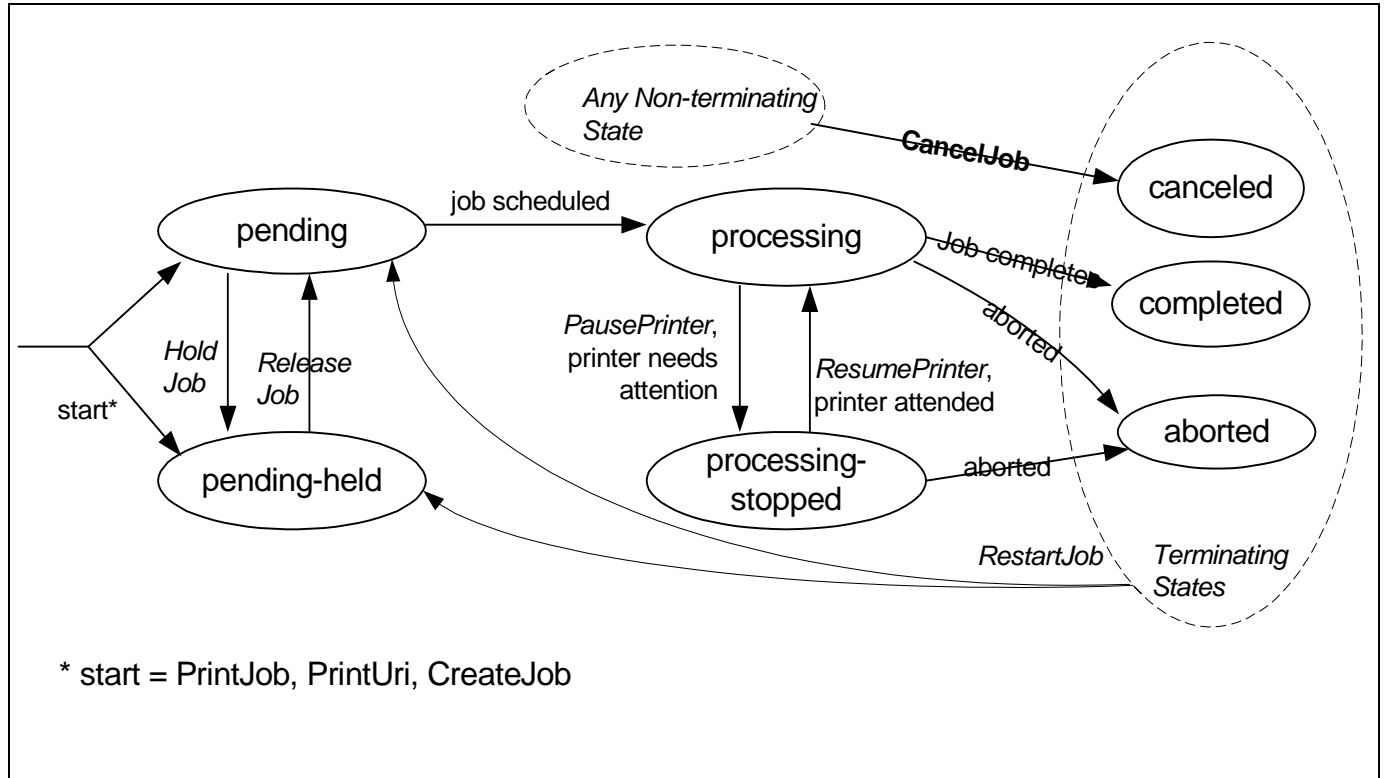
344

**Figure 6 Job Status Elements**



345 **4.3.1.1 The Job Life Cycle**

346 The "JobState" element is one of the most important Job Status elements. Figure 7 shows the  
 347 values of the "JobState" element and the Job life cycle as affected by actions on the Job, Printer,  
 348 and job processing.



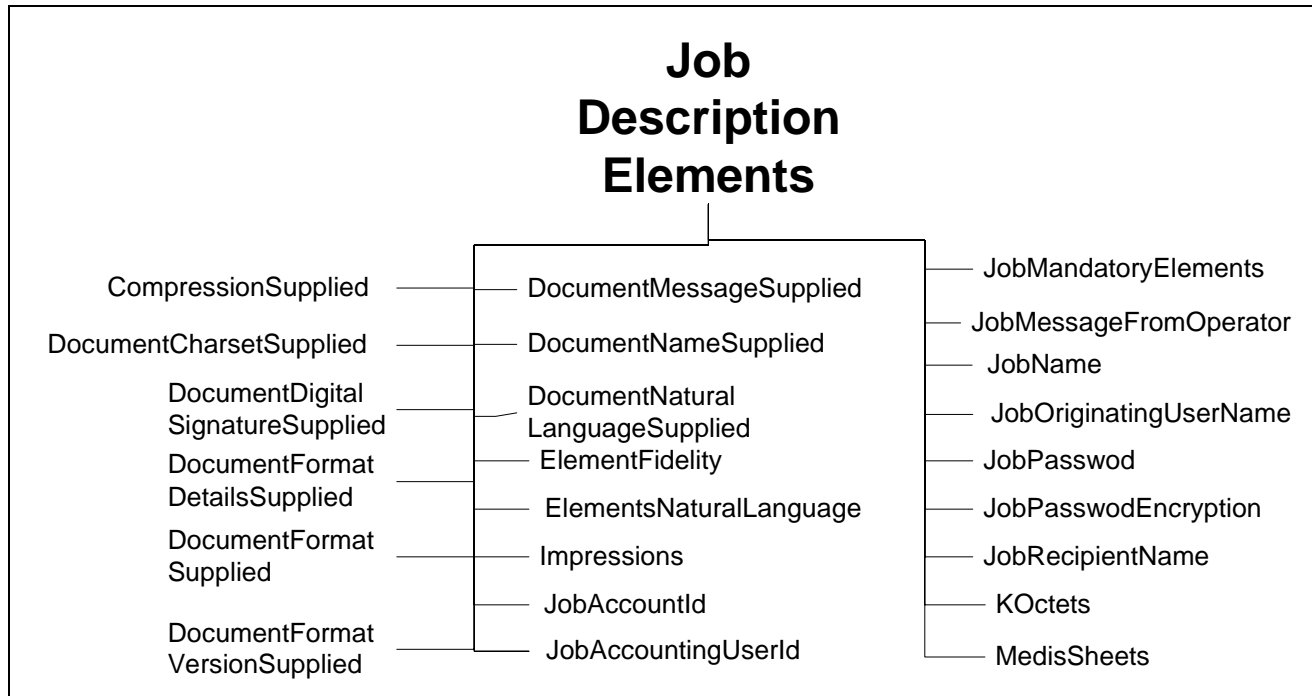
349  
 350

351 **Figure 7 The "JobState" Job Element and the Job object life cycle**

352 **4.3.2 Job Description Elements**

353 Figure 8 below shows the Job Description Elements. These elements contain information supplied  
 354 by the Client at Job creation that describes the Job such as its name. The Printer may modify the  
 355 value of some of the elements in this group (e.g. "KOctets") if more reliable data is obtained. The  
 356 semantics of the Job Description elements are summarized in Table 4.

357



358  
359

360

**Figure 8 Job Description Elements**

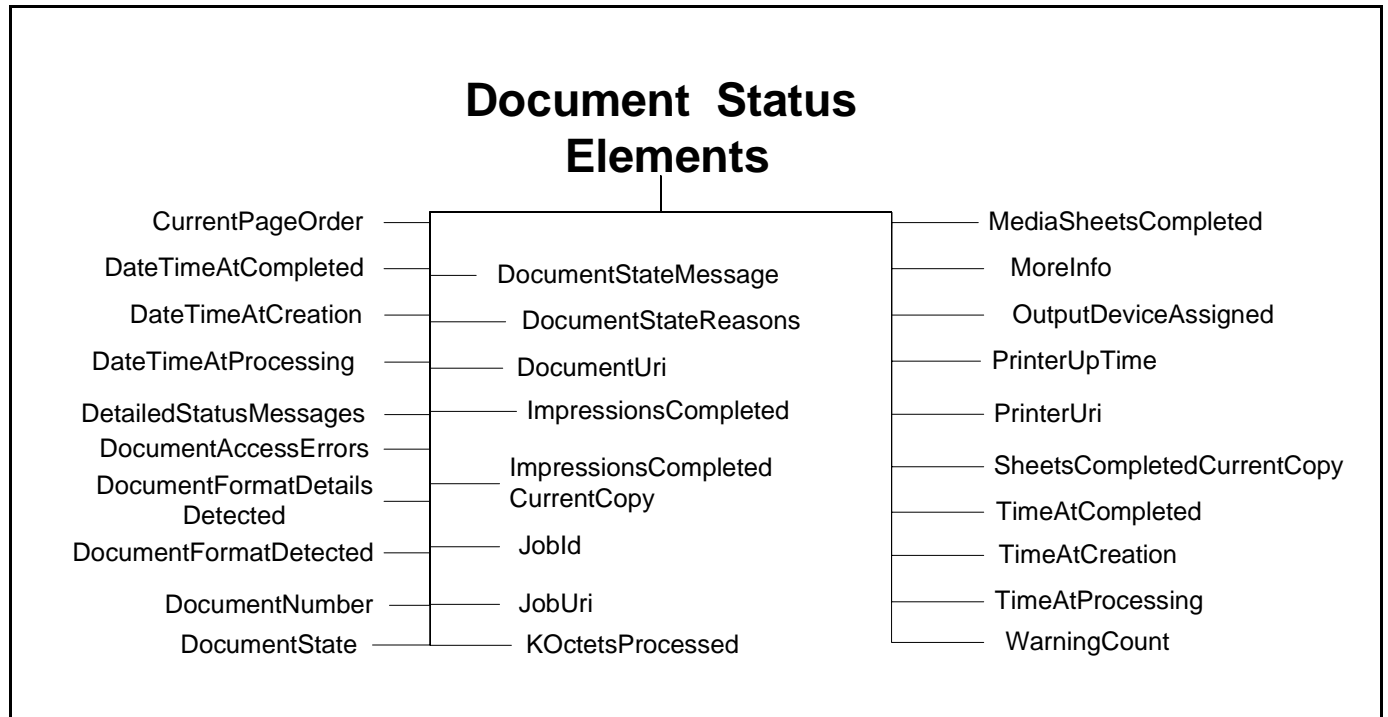
361 **4.4 Document Object Class**

362 The Document object class is represented by a collection of elements divided into four groups as  
363 shown in Figure 2. The Document class contains the document class

- 364 Document Status Elements – See Section 4.4.1.
- 365 Document Description Elements – See section 4.4.2.
- 366 Document Processing Elements – See section 4.5.2
- 367 Document Processing Actual Elements – See section 4.6.2

368 **4.4.1 Document Status Elements**

369 Figure 9 shows the Document Status Elements. These elements reflect the status of each  
370 Document individually. Automata primarily control the elements in this group. Clients cannot  
371 directly modify their values. The Client can affect the values of these elements through actions  
372 (e.g. CancelDocument can change the value of DocumentState”). The semantics of the Document  
373 Status elements are summarized Table 5.



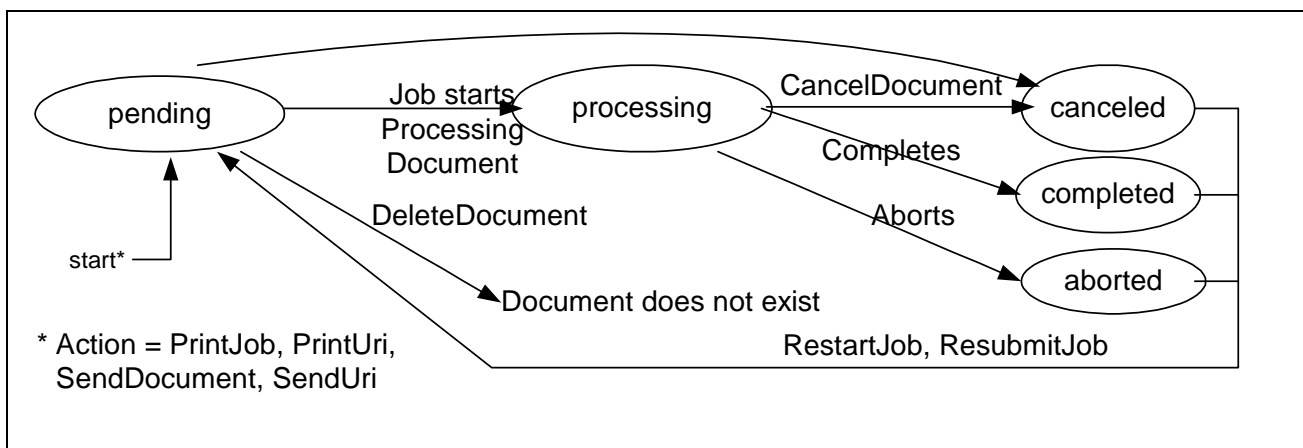
374  
375

376

**Figure 9 Document Status Elements**

377 **4.4.1.1 The Document Life Cycle**

378 The "DocumentState" element is one of the most important Document Status Elements. Figure 10  
 379 shows the values of the "DocumentState" element and the Document life cycle as affected by  
 380 Actions and job processing. Documents are not active objects and their life cycle is closely tied to  
 381 the lifecycle of a Job. Documents basically have three states. The first is waiting to be processed  
 382 by a Job (i.e., pending). The second state is from the time the Job first starts processing the  
 383 Document (i.e., processing) and until it reaches its terminating state. The last state for a Document  
 384 is its terminal state (i.e., completed, canceled, aborted)



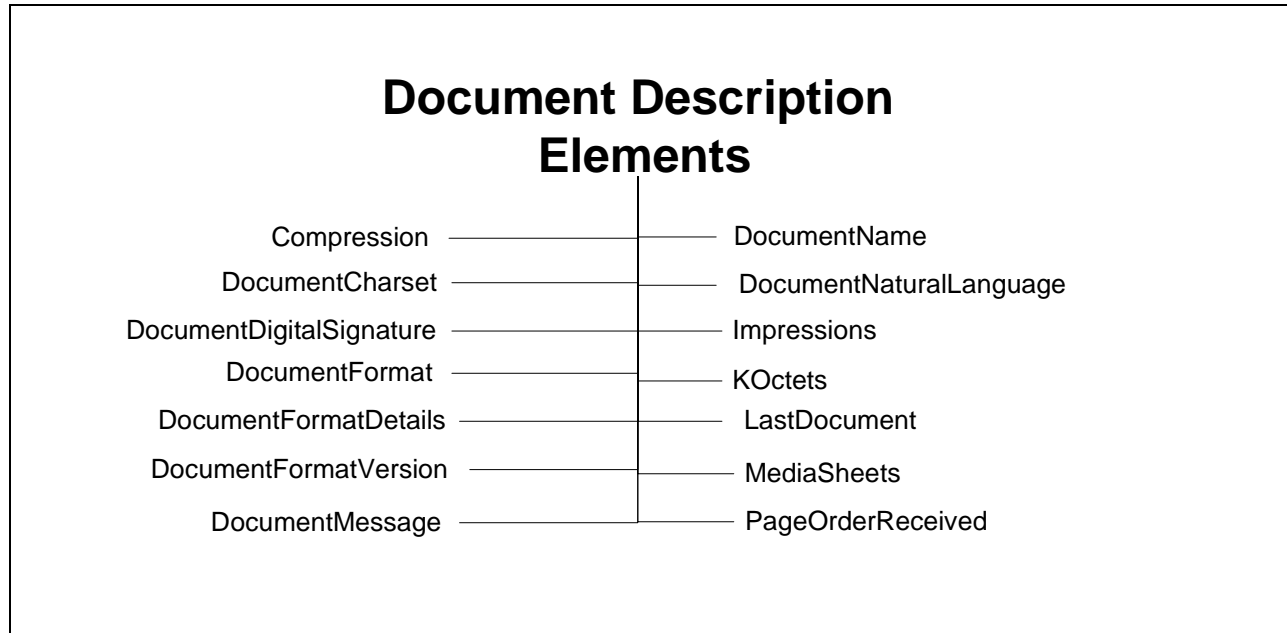
385  
386

387

**Figure 10 "DocumentState" Element and Document object life Cycle**

## 388 4.4.2 Document Description Elements

389 **Figure 11** below shows the Document Description Elements. These elements contain information  
 390 supplied by the Client at Document creation that describes the document such as its size. The  
 391 Printer may modify the value of some of the elements in this group (e.g. “KOctets”) if more  
 392 reliable data is obtained. The semantics of the Document Description elements are summarized in  
 393 Table 5.



394  
395

396 **Figure 11 Document Description Elements**

## 397 4.5 Processing Elements

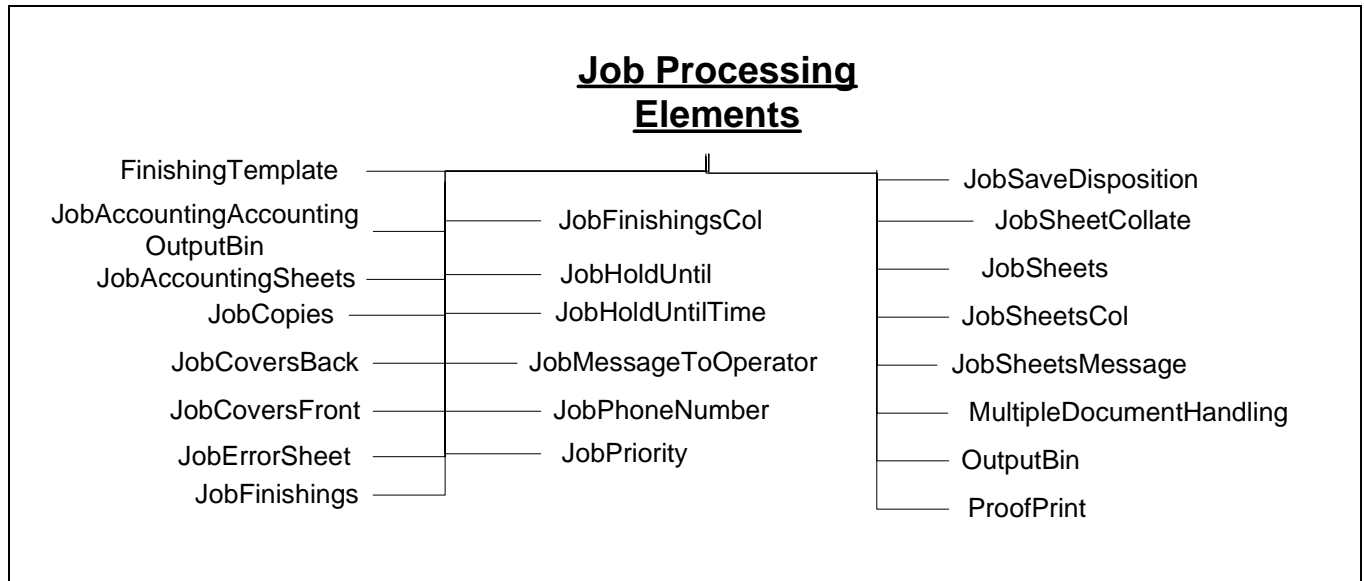
398 Processing elements are instructions that the Client supplies to the Printer to be applied to jobs and  
 399 documents. They indicate such things as the priority for scheduling a job or the number of copies  
 400 for a document. A Printer should support each Processing Element that represents a feature of the  
 401 Printer. The Processing elements are split into two groups. One groups applies to Jobs and the  
 402 other to Documents.

- 403 1) Job Processing Elements are processing instructions applied the Job level. See section  
 404 4.5.1.  
 405 2) Document Processing Elements are specific to documents. See section 4.5.2.

### 406 4.5.1 Job Processing Elements

407 Figure 12 shows the Job Processing Elements. These elements define features supplied by the  
 408 Client at Job creation. The Printer applies these elements to the Job as a whole (e.g., “JobPriority”)  
 409 as opposed to each document in the Job (e.g., “Media”). The semantics of the Job Processing  
 410 elements are summarized in Table 3.

411



412  
413

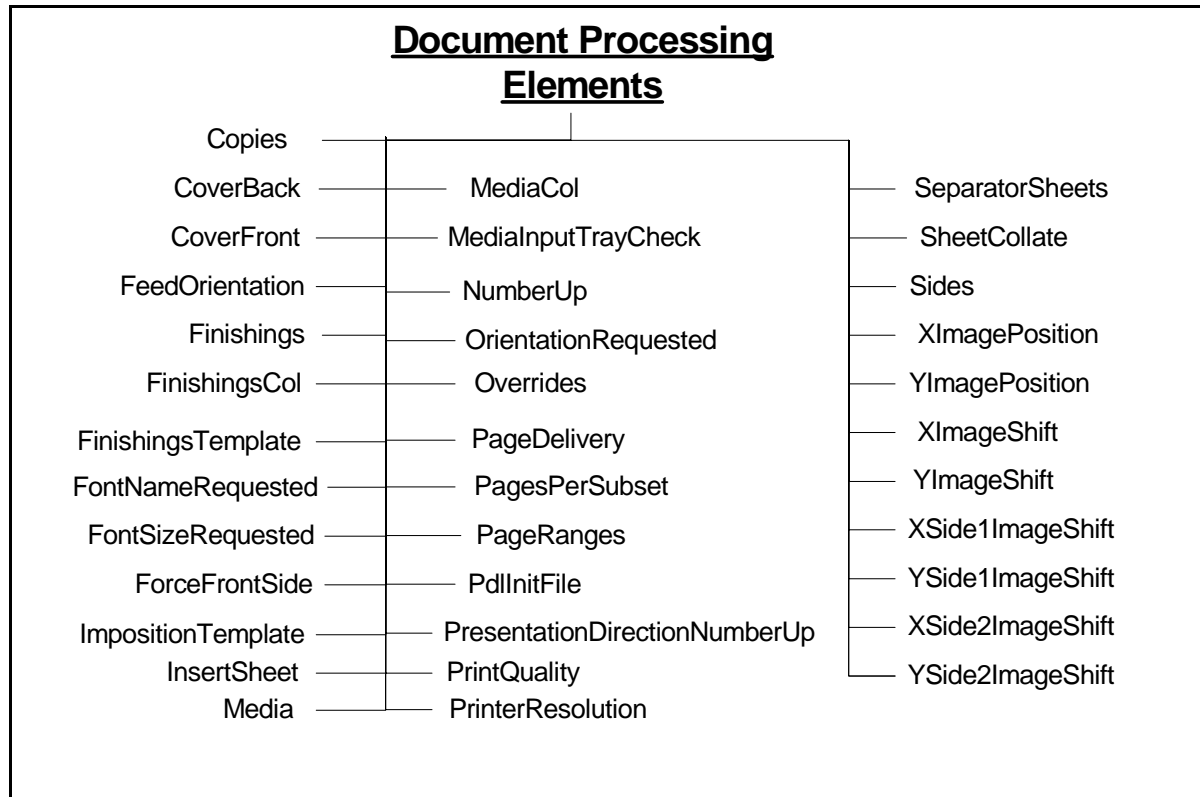
414

**Figure 12 Job Processing Elements**

415 **4.5.2 Document Processing Elements**

416 Figure 13 shows the Document Processing Elements. These elements define features supplied by  
 417 the Client at Document creation. The Printer applies these element to each Document individually  
 418 (e.g. “copies”) to create final output products. Included in these elements is how multiple physical  
 419 sheets are manipulated or how the logical pages look on the output media or they determine the  
 420 quality and resolution of how marks are made on a page. The semantics of the Document  
 421 Processing elements are summarized in Table 3.

422 The Client supplies Document Processing Elements at the Job or Document level. If these  
 423 elements are supplied at the Job level, the Printer applies them as the default values for all the  
 424 Documents in the Job. If the elements are supplied at the Document level, the Printer applies them  
 425 only to that Document.



426

427

**Figure 13 Document Processing Elements**

## 428 **4.6 Processing Actual Elements**

429 See section 4.5 above for the elements that may map to elements in these groups. The Processing  
 430 Actual elements are optional Job and Document element that records what processing elements  
 431 were used in a Job and its Documents. The mapping between the Processing element and the  
 432 Processing Actual element is by taking the Processing element name and appending the suffix  
 433 "Actual". The Processing Actual elements are always multivalued.

434 Any Processing element may have a related ProcessingActual element that shows what was applied  
 435 to the Job or Document. It is not necessary for the Printer to support the Processing element for it  
 436 to support the associated ProcessingActual element. By retrieving the Printer Processing Actual  
 437 elements after a job completes, a Client can determine all the Job and Document Processing  
 438 elements and values that were used in processing the Job and its Documents. (See [actual])

### 439 **4.6.1 Job Processing Actual Elements**

440 See section 4.5.1 above for the base elements that map to elements in this group. The Job  
 441 Processing Actual Element can only appear in the Job object.

### 442 **4.6.2 Document Processing Actual Elements**

443 See section 4.5.2 above for the base elements that map to elements in this group. The Document  
 444 Processing Actual Element can appear in the Job and Document objects.

445 **5 Actions**

446 The PWG has defined a number of operations that affect Printers, Jobs and their document. Below  
 447 is a description of the semantics of these Actions. Naturally different protocol bindings will use  
 448 differing subsets of the Actions or define new ones. Another difference will be the precise  
 449 parameters to the Actions. Below is an abstract definition of the Actions. Action Summary

450 The Print Service Interface [PSI] has introduced additional operations or PSI specific mappings of  
 451 existing actions. These are included below to show a concrete mapping of the PWG Semantic  
 452 Model and an application specific extension of the model. Consult the PSI specification [PSI] for  
 453 the exact definitions.

454 This table summarizes the actions defined for the Job and Printer. The rest of section 5 provides  
 455 more details on the semantic of the actions.

<b>Job Creation and Document submission</b>	<b>Job and Document Control</b>	<b>Status and Information access</b>	<b>Printer Control</b>
CreateJob	CancelCurrentJob	GetDocumentElements	ActivatePrinter
PrintJob	CancelDocument	GetDocuments	DeactivatePrinter
PrintUri	CancelJob	GetJobElements	DisablePrinter
SendDocument	DeleteDocument	GetJobs	EnablePrinter
SendURI	HoldJob	GetPrinterElements	HoldNewJobs
ValidateDocument	PromoteJob	GetPrinterSettableElement Values	PausePrinter
ValidateJob	ReleaseJob		PausePrinterAfter CurrentJob
	ReprocessJob		PurgeJobs
	RestartJob		ReleaseHeldNew Jobs
	ResumeJob		RestartPrinter
	ScheduleJobAfter		ResumePrinter
	SetDocumentElements		SetPrinterElements
	SetJobElements		ShutdownPrinter
	SuspendCurrentJob		StartupPrinter

456

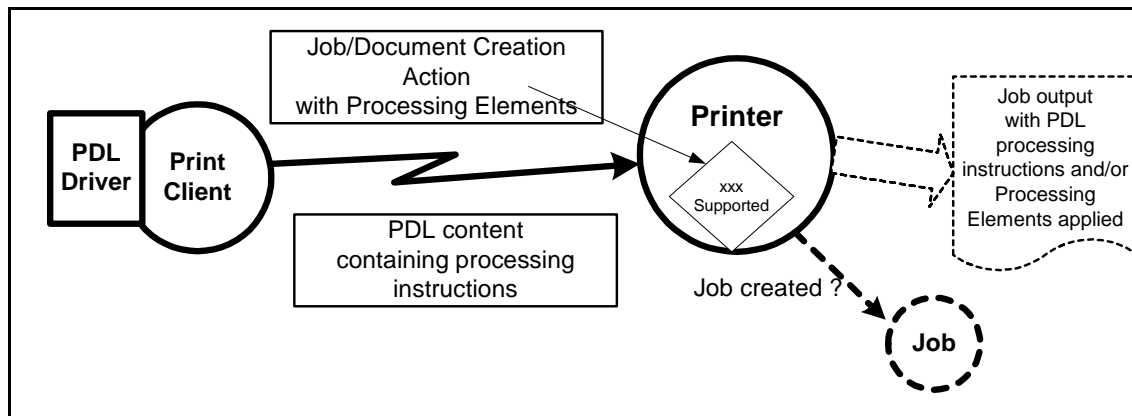
**Table 2 - Summary of Actions****5.1 Job Creation and document submission Actions**

457 This section describes the Job Creation actions that create a Job and the ones that create add  
 458 Document to a Job. The Job Creation actions are: PrintJob, PrintUri, and CreateJob. The PrintJob  
 459 action also submits the Document. The PrintUri action submits a URI reference to the Document  
 460 that the Printer then retrieves when needed at a later time. The CreateJob action only creates the  
 461 job and the Client must issue subsequent SendDocument and SendUri actions in order to submit  
 462 document content or a URI reference, respectively, for a job.  
 463

464 Processing instructions and descriptive information contained in the arguments of the Job Creation  
 465 action are combined with Printer supplied information to create a Job instance.

466 The last action in this section is ValidateJob. This operation allows a Client to send a request with  
 467 all the information to create a Job, except the document content. The Printer does not create a Job  
 468 but informs the client whether a CreateJob, PrintJob or PrintUri with the same information would  
 469 have succeeded. This is useful for allowing a Client to verify the processing instructions before  
 470 sending a large PrintJob request.

471 A concept that is important in the PWG model is a set of instructions that can be applied to a print  
 472 job. Examples of these instructions include the number of copies and the media to use. These  
 473 instructions are referred to as Processing Elements. The Processing Elements are made up of the  
 474 Job Processing Elements (see section 4.5.1) and the Document Processing Elements (see section  
 475 4.5.2) sent in a Job or Document Creation Action.



476

**Figure 14 Processing Instruction Processing**

478 In the real world, processing instructions are also contained in the document content for a job.  
 479 Page Description Languages (PDL) such as PostScript® and PCL® often contain processing  
 480 instructions. Some environments use a printer specific driver to generate the PDL stream based on  
 481 feature selections made through a user interface. Given that processing instructions can occur in  
 482 both the PDL and in an associated Job, the PWG model allows a Printer to declare its capability to  
 483 resolve this conflict. The Printer's element "PdlOverride" declares if an attempt will be made to  
 484 override the instructions in the PDL with the instructions in the Job.



485 There are a wide variety of capabilities in Printers. An instance of a Printer is to subject to changes  
486 in its configured capabilities. An example would be an administrative change in the media the  
487 Printer supports or disabling two-sided printing. Clients need not check the capabilities of a Printer  
488 before creating their Job Processing Elements and submitting a job. Since this is a client/server  
489 paradigm, it is always possible that the capabilities could change after checking a Printer's  
490 capabilities and before a Job is submitted. On the other hand, a client may use the Printer's  
491 configured capabilities to create their Job Processing Elements and submit a job.

492 The PWG model allows a client to control the Printer's acceptance of a job submission based on  
493 the job request and the Printer's current configured capabilities as follows. When the client  
494 supplies a 'true' value for the "ElementFidelity" Job Processing element, the Printer must reject the  
495 job unless the Printer supports *all* of the supplied Job Processing elements and values. When the  
496 client supplies a 'false' value or omits the element, the Printer must accept the job submission and  
497 ignore or substitute elements and values, respectively, that it does not support. Note that the  
498 "ElementFidelity" Job Processing element covers only the creation of the Job. It is implementation  
499 specific how a Printer handles processing a job when the Printer encounters unsupported  
500 processing instructions in the document content.

### 501 **5.1.1 CreateJob**

502 ([rfc2911] §3.2.4) Similar to the PrintJob operation (see section 5.1.3), except that in the CreateJob  
503 request the Client does not supply Document Data. The client supplies a single set of Job  
504 Processing elements that the Printer applies to the Output Document(s) of the job. The  
505 "MultipleDocumentHandling" Job Processing element controls whether the Printer produces  
506 separate Output Documents or combines the Input Documents into a single Output Document (see  
507 section 26).

### 508 **5.1.2 CloseJob**

509 ([PWG5100.5] section 4.3) Closes a print job that was created with a CreateJob operation (see  
510 section 5.1.1) and one or more SendDocument and/or SendUri operations (see sections 5.1.5 and  
511 5.1.6) This action sets the LastDocument element (see section 4.4.2) of the last Document in the  
512 Job to 'true'. CloseJob is semantically equivalent to a SendDocument or SendUri action with the  
513 LastDocument element set to True. An explicit CloseJob is preferable to the implied closing of a  
514 Job using SendDocument or SendUri and the LastDocument element set to True.

### 515 **5.1.3 PrintJob**

516 ([rfc2911] §3.2.1) Submit a print job with only one document and supply the document content  
517 data. If the Printer accepts the job, it creates the Job object and returns a unique "JobId" element  
518 for the Printer and a globally unique "JobUri" element. The Printer also sets the corresponding Job  
519 elements with these values.

### 520 **5.1.4 PrintUri**

521 ([rfc2911] §3.2.2) Identical to the PrintJob operation (see section 5.1.3) except that a client  
522 supplies a URI reference to the document data.

#### 523 **5.1.4.1 The “MultipleDocumentHandling” Job Processing element**

524 When a client submits a job with more than one Input Document, the  
525 “MultipleDocumentHandling” Job element allows the client to specify whether the Printer is to (1)  
526 produce corresponding separate Output Documents or (2) combine the Input Documents into a  
527 single Output Document. For example, the ‘single-document’ and ‘single-document-new-sheet’  
528 values allow the client to staple all of the Input Documents into a single Output Document, with the  
529 latter value forcing each Input Document to start on a new sheet (useful when doing two-sided  
530 printing). When requesting multiple Copies, the ‘separate-document-uncollated-Copies’ value  
531 results in the Copies of each Input Document being together in an Output set, while the ‘separate-  
532 document-collated-Copies’ value keeps a copy of each Input Document together in an Output set.  
533 For example, a job with Input Documents A, B, C and “Copies” = 2 will result in A, A, B, B, C, C  
534 or A, B, C, A, B, C, respectively. If the Printer supports multiple documents per job, the Printer  
535 must support this Job Processing element with at least one value.

#### 536 **5.1.5 SendDocument**

537 ([rfc2911] §3.3.1, [PWG5100.5] §3) Submits the entire Document Content for the next Input  
538 Document of a job created by a previous CreateJob action (see section 5.1.1).

#### 539 **5.1.6 SendUri**

540 ([rfc2911] §3.3.2, [PWG5100.5] §3) Identical to the SendDocument operation (see section 5.1.5)  
541 except that a client supplies a URI reference to the Document Content data, instead of supplying  
542 the document content.

#### 543 **5.1.7 ValidateDocument**

544 ([PWG5100.5] §3) This operation is used only to verify capabilities of a Printer object against  
545 whatever elements are supplied by the client in the ValidateDocument request. By using the  
546 ValidateDocument action a client can validate that an identical SendDocument or SendUri would  
547 be accepted.

#### 548 **5.1.8 ValidateJob**

549 ([rfc2911] §3.2.3) This operation is used only to verify capabilities of a Printer object against  
550 whatever elements are supplied by the client in the ValidateJob request. By using the ValidateJob  
551 action a client can validate that an identical PrintJob, PrintUri or CreateJob would be accepted.

### 552 **5.2 Job and Document Control Actions**

553 This section describes the actions that allow a client to control a Job after it has been submitted:  
554 CancelJob, HoldJob, ReleaseJob, and RestartJob.

#### 555 **5.2.1 CancelCurrentJob**

556 ([admin-ops] §4.2) Allows a client to cancel the current Job in the “processing” or “processing-  
557 stopped” state.

**558 5.2.2 CancelDocument**

559 ([PWG5100.5] §3) Prevents the processing of the specified Document if the Document has not yet  
560 been processed. Stops the processing of any active Document in an implementation specific  
561 manner.

**562 5.2.3 CancelJob**

563 ([rfc2911] §3.3.3) Allows a client to cancel a Print Job from the time the Job is created up to the  
564 time it is completed, canceled, or aborted.

**565 5.2.4 DeleteDocument**

566 ([PWG5100.5] §3) Removes the Document and its content from the Job.

**567 5.2.5 HoldJob**

568 ([rfc2911] §3.3.5) Allows a client to hold a pending Job in the Printer so that it is not eligible for  
569 scheduling.

**570 5.2.6 PromoteJob**

571 ([admin-ops] §4.4.1) Allows a client to make the pending target job be processed after the current  
572 job completes.

**573 5.2.7 ReleaseJob**

574 ([rfc2911] §3.3.6) Release a previously held Job so that it is again eligible for scheduling.

**575 5.2.8 ReprocessJob**

576 ([admin-ops] §4.1) Allows a client to re-process a copy of a job retained after processing was  
577 completed. This operation is the similar to RestartJob except that a new job that is a copy of the  
578 target job is created and processed.

**579 5.2.9 RestartJob**

580 ([rfc2911] §3.3.7) Restart a job that is retained in the Printer after processing has completed.

**581 5.2.10 ResumeJob**

582 ([admin-ops] §4.3.2) Resume the job at the point where it was suspended.

**583 5.2.11 ScheduleJobAfter**

584 ([admin-ops] §4.4.2) Request the target job be processed immediately after the specified job

**585 5.2.12 SetDocumentElements**

586 ([PWG5100.5] §3) Set the values of the supplied Document Processing and Document Description  
587 elements of the indicated Document. (SetDocumentAttributes in IPP)

588 **5.2.13 SetJobElements**

589 ([rfc3380] §4.2) Set the values of the supplied Job Processing, Document Processing and Job  
590 Description elements of the indicated Job. (SetJobAttributes in IPP)

591 **5.2.14 SuspendCurrentJob**

592 ([admin-ops] §4.4.2) Stop the current job and allow other jobs to be processed instead.

593 **5.3 Status and information Actions**

594 This section describes the actions that allow a client to obtain status and elements of Jobs and  
595 Printers: GetJobs, GetPrinterElements, GetJobElements and GetPrinterSupportedValues.

596 **5.3.1 GetDocumentElements**

597 ([PWG5100.5] §3) Returns the requested Document elements or element groups in the indicated  
598 Document in the indicated Job. (GetDocumentAttributes in IPP)

599 **5.3.2 GetDocuments**

600 ([PWG5100.5] §3) Returns the requested Document elements or element groups in all Documents  
601 in the indicated Job.

602 **5.3.3 GetJobElements**

603 ([rfc2911] §3.3.4) Returns the values of the requested job elements and/or element groups of a Job  
604 (i.e., Job Description, Job Status, Job Processing and Document Processing). (GetJobAttributes in  
605 IPP)

606 **5.3.4 GetJobs**

607 ([rfc2911] §3.3.4) Retrieve the list of Jobs belonging to the Printer. The Client may supply some  
608 simple filters (e.g. “MyJobs, “Limit) to control which jobs will be returned. The Client may supply  
609 a list of Job element and/or element group names to be returned in the response (See 5.3.3). A  
610 group of Job elements will be returned for each returned Job.

611 **5.3.5 GetPrinterElements**

612 ([rfc2911] §3.2.5) Returns the values of the requested printer elements and/or element groups of a  
613 Printer (i.e. Printer Status, Printer Description, Processing Supported, Processing Default,  
614 Processing Ready). (GetPrinterAttributes in IPP)

615 **5.3.6 GetPrinterSettableElementValues**

616 ([rfc3380] §4.3) Returns the possible values of each of the requested Printer Processing and Printer  
617 Description elements that may be set with the SetPrinterElements action.  
618 (GetPrinterSupportedValues in IPP)

## 619 **5.4 Printer Control Actions**

620 This section describes actions which allow a client to control a Printer and may require operator  
621 credentials: PausePrinter, ResumePrinter, PurgeJobs, DisablePrinter, EnablePrinter, and  
622 SetPrinterElements.

### 623 **5.4.1 ActivatePrinter**

624 ([admin-ops] §3.4.2) The Printer will now start sending jobs to its Output Devices or Subordinate  
625 Printers and begin accepting all requests.

### 626 **5.4.2 DeactivatePrinter**

627 ([admin-ops] §3.4.1) The Printer will now stop sending any more jobs to its Output Devices or  
628 Subordinate Printers and begin refusing all requests except ActivatePrinter, SendDocument, and  
629 SendUri requests and query requests.

### 630 **5.4.3 DisablePrinter**

631 ([adm-ops] §3.1.1) Prevents the Printer from accepting any more Job Creation operations. The  
632 Printer sets the PrinterIsAcceptingJobs Printer Status element to 'false'.

### 633 **5.4.4 EnablePrinter**

634 ([adm-ops] §3.1.2) Allows the Printer to start accepting Job Creation operations. The Printer sets  
635 the PrinterIsAcceptingJobs Printer Status element to 'true'.

### 636 **5.4.5 HoldNewJobs**

637 ([admin-ops] §3.3.1) Complete the current 'pending' and 'processing' Jobs but do not start  
638 processing any subsequently created Jobs.

### 639 **5.4.6 PausePrinter**

640 ([rfc2911] §3.2.7) Stops the Printer object from scheduling jobs. Job processing should also cease.

### 641 **5.4.7 PausePrinterAfterCurrentJob**

642 ([admin-ops] §3.2.1) Stops the Printer from starting to send jobs to any of its Output Devices or  
643 Subordinate Printers.

### 644 **5.4.8 PurgeJobs**

645 ([rfc2911] §3.2.9) Removes all jobs from the Printer, regardless of their state.

### 646 **5.4.9 ReleaseHeldNewJobs**

647 ([admin-ops] §3.3.2) Undo the effect of HoldNewJobs and release all Jobs held as a consequence  
648 of HoldNewJobs.

649 **5.4.10 RestartPrinter**

650 ([admin-ops] §3.5.1) This action has the effect of a software re-boot.

651 **5.4.11 ResumePrinter**

652 ([rfc2911] §3.2.8) Resume the processing and scheduling of Jobs in the Printer.

653 **5.4.12 SetPrinterElements**

654 ([rfc3380] §4.1) Set the values of the supplied Printer Processing and Printer Description elements.  
655 (SetPrinterAttributes in IPP)

656 **5.4.13 ShutdownPrinter**

657 ([admin-ops] §3.5.2) Stop processing jobs without losing any jobs and make the Printer no longer  
658 available for any Actions.

659 **5.4.14 StartupPrinter**

660 ([admin-ops] §3.5.3) Allows a hosted implementation of the Printer to be started after the host is  
661 available.

662 **6 Globalization**

663 The two aspects of globalization being addressed are the character sets and natural language of the  
664 human readable strings. Determining what character set is being used is left up to the protocol  
665 mapping of this semantic model. The natural language being used is represented in the Printer and  
666 the Job. The Printer declares the natural language it uses for all its semantic elements of type  
667 string. Administrators are free to change the localization and the values in the string elements.  
668 Each job creator declares the natural language for the Job and all its contained Documents. Not all  
669 string elements are treated the same.

670 Any semantic element that is labeled type1, type2 or type3 keyword in the constraint column is the  
671 following tables do not have any globalization issues from the Printer's point of view. They are  
672 simply a sequence of octets that have a semantic meaning attached to them. The fact that the  
673 sequence of octets can be interpreted as ASCII strings is unimportant. The keywords are intended  
674 for consumption by automata. We leave it to Client implementations to determine how the  
675 keywords will be presented to end-users.

676 There are also strings with specific formats. These formats are URI, URI Scheme, MIME, IEEE  
677 1284 and DateTime. Any semantic element whose string value must adhere to one of the previous  
678 formats is excluded from this discussion.

679 There are a few elements whose value is set by automata. Those values are "JobStateMessage",  
680 "DocumentStateMessage" and "PrinterStateMessage". If the semantic model is mapped to a  
681 protocol that allows the Client to request a language, the Printer will return these strings in the  
682 requested language if possible.

683 All the remaining Printer element strings are assumed to be in the Printer's language. All the  
684 remaining Job element strings are assumed to be in the language of the Job.

685 **7 Summary of elements**

686 This section summarizes the elements for the Document, Job and Printer objects. Included in the  
 687 definition are the processing elements that can be applied at either the Job or Document level. For  
 688 each element, the tables contain the element name, whether the element is multi-valued, its syntax,  
 689 constraints, a short description and a reference to the Document where the semantics of the element  
 690 is completely specified. The basic syntax types are “Boolean”, “String” and “Integer”. “Complex”  
 691 types are a container for elements of any type. Members are listed in the description field.  
 692 “RangeOfInteger” is a complex type that contains “Upperbound” and “Lowerbound” integer value  
 693 members. “Resolution” is a complex type that contains “CrossFeedDir” and “FeedDir” integer  
 694 value members and a “Units” string value member.

695 **7.1 Processing Elements (Job and Document)**

696 \* Group key: J=Job Processing Elements, D=Document Processing Elements

697 Table 3 - Processing Elements (Job and Document)

Processing Element Name	Multivalued	Syntax	Constraint	Group*	Reference
<b>Description (values)</b>					
Copies		Integer	1:MAX	D	[rfc2911] §4.2.5
The number of copies of the Output Document(s) to be printed. (See also JobCopies Job element)					
CoverBack		<i>complex</i>		D	[PWG5100.3] §3.1
The back cover to apply this Document. ( <i>Includes Media/MediaCol, CoverType</i> )					
CoverFront		<i>complex</i>		D	[PWG5100.3] §3.1
The front cover to apply to this Document. ( <i>Includes Media/MediaCol, CoverType</i> )					
CoverType		String	Type2 keyword	D	[PWG5100.3] §3.1.2
Indicates if covers are requested and which sides will contain print stream pages. (Keywords: NoCover, PrintNone, PrintFront, PrintBack, PrintBoth) (See CoverBack & CoverFront for use)					
DocumentCopies	Yes	RangeOfInteger		J	[PWG5100.4] §5.1.3
Specifies which copies of a Document to apply the override Processing elements. (See Overrides for use)					
DocumentNumbers	Yes	RangeOfInteger	1:MAX	D	[PWG5100.4] §5.1.2
Specifies the documents in a Job for override processing. (See Overrides for use)					
FeedOrientation		String	Type3 keyword	D	[prod-print2] §5.1
Specifies the media edge that is fed into the print engine from the paper tray. ( <i>Keywords: LongEdgeFirst, ShortEdgeFirst</i> ).					



Processing Element Name	Multivalued	Syntax	Constraint	Group*	Reference
<b>Description (values)</b>					
Finishings	Yes	String	Type2 keyword	D	[rfc2911] §4.2.6 [PWG5100.1] §2
	Identifies the finishings that the Printer uses for each copy of the Output Document. (See also JobFinishings Job element) ( <i>Keywords: Bale, Bind, BindBottom, BindLeft, BindRight, BindTop, BookletMaker, Cover, EdgeStitch, EdgeStitchBottom, EdgeStitchLeft, EdgeStitchRight, EdgeStitchTop, Fold, JogOffset, None, Punch, SaddleStitch, Staple, StapleBottomLeft, StapleBottomRight, StapleDualBottom, StapleDualLeft, StapleDualRight, StapleDualTop, StapleTopLeft, StapleTopRight, Trim</i> )				
FinishingsCol		complex		D	[PWG5100.3] §3.2
	Enables an end user to specify detailed finishing options not possible with the “Finishings” element for the Output Document. (See also JobFinishingsCol Job element) ( <i>Includes FinishingTemplate, Stitching</i> )				
FinishingTemplate		String	Maxlength=1023	J,D	[PWG5100.3] §3.2.1
	A string specifying some particular finishing operation. (See FinishingsCol/JobFinishingsCol for use)				
FontNameRequested		String	Maxlength=255	D	[prod-print2] §5.2
	Specifies the font name if the document data is in a format that does not have inherent font information (e.g., ‘text/plain’), otherwise, this element is ignored.				
FontSizeRequested		Integer	1:MAX	D	[prod-print2] §5.3
	Specifies the font size in points (1/72 of an inch) if the document data is in a format that does not have inherent font information (e.g., ‘text/plain’), otherwise, this element is ignored.				
ForceFrontSide	Yes	Integer	1:MAX	D	[PWG5100.3] §3.3
	Forces the specified pages to be printed on the front side of a sheet of media. The pages of the output document start at 1.				
ImpositionTemplate		String	Type2 keyword	D	[PWG5100.3] §3.4
	Specifies imposition method for laying out finished page images onto the surface of output media. ( <i>Keywords: None, Signature</i> )				
InsertAfterPageNumber		Integer	0:MAX	D	[PWG5100.3] §3.5.1
	Specifies the input page after which the Insert Sheet will be placed. Pages are numbered starting at 1. A 0 value means in front of the first page. (See InsertSheet for use)				
InsertCount		Integer	0:MAX	D	[PWG5100.3] §3.5.2
	Specifies the number of Insert Sheet to insert. (See InsertSheet for use)				



Processing Element Name	Multivalued	Syntax	Constraint	Group*	Reference
<b>Description (values)</b>					
InsertSheet	Yes	complex		D	[PWG5100.3] §3.5
Specifies how Insert Sheets are to be inserted into the sequence of media sheets that are produced for each copy of the documents. ( <i>Includes InsertAfterPageNumber, InsertCount, Media/MediaCol</i> )					
JobAccountingOutputBin		String	Type3 keyword	J	[PWG5100.3] §3.8.3
Specifies the output bin where the accounting sheet is to be placed. (See JobAccountingSheet for use) ( <i>Keywords: Top, Middle, Bottom, Side, Left, Right, Center, Rear, FaceUp, FaceDown, Large-Capacity, MyMailbox, StackerN, MailboxN, TrayN</i> *Note: N is replaced by a cardinal number, *Note: See [PWG5100.2 §2.1 for description of keywords)					
JobAccountingSheets		complex		J	[PWG5100.3] §3.8
Specifies the accounting sheet for a job. ( <i>Includes JobAccountingSheetsType, Media/ MediaCol, JobAccountingOutputBin</i> ).					
JobAccountingSheetsType		String	Type3 keyword	J	[PWG5100.3] §3.8.1
Specifies the accounting sheet format for a job. (See JobAccountingSheets for use) ( <i>Keywords: None, Standard</i> )					
JobCopies		Integer	1:MAX	J	[PWG5100.7] §4.1.1
The number of copies of the Job to be printed. (See also Copies Document Processing element)					
JobCoverBack		complex		J	[PWG5100.7] §4.1.2
The back cover to apply this Job. ( <i>Includes Media/MediaCol, CoverType</i> )					
JobCoverFront		complex		J	[PWG5100.7] §4.1.3
The front cover to apply to this Job. ( <i>Includes Media/MediaCol, CoverType</i> )					
JobErrorSheet		complex		J	[PWG5100.3] §3.9
Specifies the error sheet for a job. ( <i>Includes JobErrorSheetType, JobErrorSheetWhen, Media/MediaCol</i> ).					
JobErrorSheetType		String	Type3 keyword	J	[PWG5100.3] §3.9.1
Specifies the error sheet format for a job. (See JobErrorSheet for use) ( <i>Keywords: None, Standard</i> )					
JobErrorSheetWhen		String	Type2 keyword	J	[PWG5100.3] §3.9.2
Specifies the accounting sheet format for a job. (See JobErrorSheet for use) ( <i>Keywords: OnError, Always</i> )					

Processing Element Name	Multivalued	Syntax	Constraint	Group*	Reference
<b>Description (values)</b>					
JobFinishings	Yes	String	Type2 keyword	J	[PWG5100.7] §4.1.4
Identifies the finishing that the Printer uses for each job copy of the Job. (See also Finishings Document element) ( <i>Keywords: None, Staple, Punch, Cover, Bind, SaddleStitch, EdgeStitch, StapleTopLeft, StapleBottomLeft, StapleTopRight, StapleBottomRight, EdgeStitchLeft, EdgeStitchTop, EdgeStitchRight, EdgeStitchBottom, StapleDualLeft, StapleDualTop, StapleDualRight, StapleDualBottom</i> )					
JobFinishingCol		complex		J	[PWG5100.7] §4.1.5
Enables an end user to specify detailed finishing options not possible with the “JobFinishings” element. (See also FinishingsCol Document element) ( <i>Includes FinishingTemplate, Stitching</i> )					
JobHoldUntil		String	Type3 keyword	J	[rfc2911] §4.2.2
Specifies the named time period during which the Job must become a candidate for printing. (keywords: NoHold, Indefinite, DayTime, Evening, Night, Weekend, SecondShift, ThirdShift)					
JobHoldUntilTime		String	DateTime [rfc1123]	J	[prod-print2] §5.4
Specifies the date and time after which the Job must become a candidate for printing. (example: Fri, 03 May 2002 08:49:37 GMT)					
JobMessageToOperator		String	Maxlength=1023	J	[PWG5100.3] §3.10
Message from the end user to indicate something about the processing of this Job. (example: “Call 555-1234 before running this job”)					
JobPhoneNumber		String	Maxlength=127	J	[prod-print2] §5.5
Contains the contact telephone number for this Job.					
JobPriority		Integer	1:100	J	[rfc2911] §4.2.1
Priority for scheduling the Job. A higher value specifies a higher priority.					
JobSaveDisposition		Complex		J	[prod-print2] §5.7
Specifies that the Printer is to save the job as a file that can be re-printed on demand anytime in the future using the Print-URI operation (see section 5.1.4.) ( <i>Includes SaveDisposition, SaveInfo</i> )					
JobSheets		String	type3 keyword	J	[rfc2911] §4.2.3 [PWG5100.3] §6.2
Specifies which job start/end sheet(s), will be printed with a job. ( <i>Keywords: None, Standard, JobStartSheet, JobEndSheet, JobBothSheets, FirstPrintStreamPage</i> )					
JobSheetsCol		complex		J	[PWG5100.3] §3.11
Allows the client to specify the media for the JobSheet. ( <i>Includes JobSheets, Media/MediaCol</i> )					

Processing Element Name	Multivalued	Syntax	Constraint	Group*	Reference
<b>Description (values)</b>					
JobSheetMessage		String	Maxlength=1023	J	[PWG5100.3] §3.12
Conveys a message that is delivered with the job.					
Media		String	type3 keyword	D	[rfc2911] §4.2.11
The name of the medium that the Printer uses for all impressions of the Job. ( <i>Keyword examples: na_letter_8.5x11in, iso_a4_210x297mm, na_monarch_3.875x7.5in, choice_iso_a4_210x297mm_na_letter_8.5x11in. See [pwg5101.1]</i> )					
MediaCol		complex		D	[PWG5100.3] §3.13
Enables a client end user to submit a list of media characteristics to the Printer as a way to more completely specify the media to be used than the Media element. ( <i>Includes MediaBackCoating, MediaColor, MediaFrontCoating, MediaGrain, MediaHoleCount, MediaInfo, MediaKey, MediaMaterial, MediaOrderCount, MediaPrePrinted, MediaRecycled, MediaSize, MediaThickness, MediaTooth, MediaType, MediaWeightMetric</i> )					
MediaBackCoating		String	Type3 keyword	D	[PWG5100.3] §3.13.10
Indicates the pre-process coating applied to the back of the media. (See MediaCol for use) ( <i>Keywords: None, Glossy, HighGloss, SemiGloss, Satin, Matte</i> )					
MediaColor		String	Type3 keyword	D	[PWG5100.3] §3.13.4
Indicates the desired color of the media being specified. (See MediaCol for use) ( <i>Keywords: no-color, white, pink, yellow, blue, green, buff, goldenrod, red, gray, ivory, orange (See [pwg5101.1] §4)</i> )					
MediaFrontCoating		String	Type3 keyword	D	[PWG5100.3] §3.13.10
Indicates the pre-process coating applied to the front of the media. (See MediaCol for use) ( <i>Keywords: None, Glossy, HighGloss, SemiGloss, Satin, Matte</i> )					
MediaGrain		String	Type3 keyword	D	[prod-print2] §8.4.2
Indicates the grain of the media. (See MediaCol for use) ( <i>Keywords: XDirection, YDirection</i> )					
MediaHoleCount		Integer	0:MAX	D	[PWG5100.3] §3.13.6
Indicates the number of pre-drilled holes in the desired media. (See MediaCol for use)					
MediaInfo		String	Maxlength=255	D	[PWG5100.3] §3.13.3
Specifies information that helps describe the media instance. Intended for human consumption. (See MediaCol for use)					
MediaInputTrayCheck		String	Type3 keyword	D	[PWG5100.3] §3.14
Indicates that the characteristics of the media in the identified input tray must match the characteristics of the media identified by the "media" or "media-col" element. ( <i>Keywords: Top, Middle, Bottom, Side, LargeCapacity, Envelope, Main, Manual. See [RFC2911] Appendix C</i> )					

Processing Element Name	Multivalued	Syntax	Constraint	Group*	Reference
<b>Description (values)</b>					
MediaKey		String	Type3 keyword	D	[PWG5100.3] §3.13.1
	The name of the media represented as a keyword. The media that MediaKey represents is a named collection of MediaCol elements and their values. Identical values of MediaKey and the Media Document Processing element represent the same media. (See MediaCol for use)				
MediaMaterial		String	Type3 keyword	D	[prod-print] §8.4.3
	The material of the media. (See MediaCol for use) ( <i>Keywords: Aluminum, DryFilm, Paper, Polyester, WetFilm</i> )				
MediaOrderCount		Integer	1:MAX	D	[PWG5100.3] §3.13.7
	Indicates the number of sheets, within an ordered sequence of sheets; after which the sequence begins to repeat. (See MediaCol for use)				
MediaPrePrinted		String	Type3 keyword	D	[PWG5100.3] §3.13.11
	Indicates the pre-printed characteristics of the desired media. (See MediaCol for use) ( <i>Keywords: Blank, PrePrinted, LetterHead</i> )				
MediaRecycled		String	Type3 keyword	D	[PWG5100.3] §3.13.10
	Indicates the recycled characteristics of the media. (See MediaCol for use) ( <i>Keywords: None, Standard</i> )				
MediaSize		Complex		D	[PWG5100.3] §3.13.8
	Explicitly specifies the numerical media width and height dimensions in hundredth of a millimeter. (See MediaCol for use) ( <i>Includes XDimension, YDimension</i> )				
MediaSizeName		String	Type3 keyword	D	[PWG5100.5] §8.1.
	The medium size that the Printer uses for all impressions of the Job. (See MediaCol for use) ( <i>Keywords: na_letter_8.5x11in. See [pwg5101.1] §5</i> )				
MediaThickness		Integer	1:MAX	D	[prod-print2] §8.4.4
	The thickness of the media in units of one hundredth of a millimeter. This unit is equivalent to 1/2540 th of an inch. (See MediaCol for use)				
MediaTooth		String	Type3 keyword	D	[prod-print2] §8.4.1
	The tooth (or roughness) of the media. (See MediaCol for use) ( <i>Keywords: Fine, Medium, Coarse</i> )				
MediaType		String	Type3 keyword	D	[PWG5100.3] §3.13.2
	The medium type that the Printer uses for all impressions of the Job. (See MediaCol for use) ( <i>Keywords: stationery, transparency envelope, envelope-plain, envelope-window, continuous, continuous-long, continuous-short, tab-stock, pre-cut-tabs, full-cut-tabs, multi-part-forms, labels, multi-layer, screen, screen-paged, photographic, cardstock, other See also [pwg5101.1] §3</i> )				
MediaWeightMetric		Integer	0:MAX	D	[PWG5100.3] §3.13.9
	Indicates the weight of the desired media rounded to the nearest whole number of grams per square meter. (See MediaCol for use)				

Processing Element Name	Multivalued	Syntax	Constraint	Group*	Reference
<b>Description (values)</b>					
MultipleDocumentHandling		String	type2 keyword	J	[rfc2911] §4.2.4
Controls whether Input Document in multi-Document jobs are combined into a single Output Document or are kept as separate Output Document Useful for application of Finishings and the placement of one or more print-stream pages into impressions and onto media sheets for multi-Document Jobs. ( <i>Keywords: SingleDocument, SeparateDocumentUncollatedCopies, SeparateDocumentCollatedCopies, SingleDocumentNewSheet</i> )					
NumberUp		Integer	1:MAX	D	[rfc2911] §4.2.9
Indicates the number of Input pages that the Printer is to image on one impression.					
OrientationRequested		String	type2 keyword	D	[rfc2911] §4.2.10
The desired orientation for printed pages for document formats that don't have a built-in orientation. ( <i>Keywords: Portrait, Landscape, ReverseLandscape, ReversePortrait</i> )					
OutputBin		String	Type2 keyword	J,D	[PWG5100.2] §2.1 [PWG5100.5] §8.1
Specifies the output bin where the job is to be delivered. ( <i>Keywords: Bottom, Center, FaceDown, FaceUp, LargeCapacity, Left, MailboxN*, Middle, MyMailbox, Rear, Right, Side, StackerN*, Top, TrayN*</i> . *Note: N is replaced by a cardinal number)					
OutputDevice		String	Maxlength=255	J,D	[PWG5100.7] §4.2.1 [PWG5100.5] §8.1
Specifies the device where the pages of of a Job/Document will be printed.					
Overrides	Yes	complex		D	[PWG5100.4] §5.2
Provides for the overriding of processing instructions on a page basis. ( <i>Includes Pages DocumentNumbers, DocumentCopies and any processing element that affects pages</i> )					
PageDelivery		String	Type2 keyword	D	[PWG5100.3] §3.15
Indicates whether the pages of the job are to be delivered to the output bin or finisher in the same page order as the original document and face up or face down. . See the PageOrderReceived Document Description element and the CurrentPageOrder Document Status element. ( <i>Keywords: ReverseOrderFaceDown, ReverseOrderFaceUp, SameOrderFaceDown, SameOrderFaceUp, SystemSpecified</i> )					
Pages	yes	RangeOfInteger	1:MAX	D	[PWG5100.4] §5.2.4
Specifies a range of pages in the document PDL data. (See Overrides for use)					
PagesPerSubset	yes	Integer	1:MAX	D	[PWG5100.4] §5.3
Combines all of the Pages of all of the Documents into a single stream of -Pages. Then the Printer partitions that single stream into contiguous subsets of -Pages according to the list of integers. The list of integers is cyclical. When the last integer in the list is reached, the next subset uses the first.in the list. Common use of subsets is a single value in the list.					

Processing Element Name	Multivalued	Syntax	Constraint	Group*	Reference
<b>Description (values)</b>					
PageRanges	yes	RangeOfInteger	1:MAX	D	[RFC2911] §4.2.7
Specifies a range of pages in the document data to be output.					
PdInitFile	Yes	Complex		D	[prod-print2] §5.8
Controls initialization of the Printer's Page Description Language (PDL) interpreter. (Includes PdInitFileEntry, PdInitFileLocation, PdInitFileName)					
PdInitFileEntry		String	Maxlength=255	D	[prod-print2] §5.8.1.3
Specifies an entry point within the init file at which the PDL interpreter starts. (See PdInitFile for use)					
PdInitFileLocation		String	Maxlength=1023	D	[prod-print2] §5.8.1.1
Contains a URL that specifies the path to the directory where the initialization file for the Printer's PDL interpreter will be found. (See PdInitFile for use)					
PdInitFileName		String	Maxlength=255	D	[prod-print2] §5.8.1.2
Specifies the name of the PDL interpreter's initialization file within the directory specified by the PdInitFileLocation element. (See PdInitFile for use)					
PresentationDirectionNumberUp		String	Type2 keyword	D	[PWG5100.3] §3.17
Specifies the placement order of the page images on a Finished-Page Image with the "number-up" element. ( <i>Keywords: TorightTobottom, TobottomToright, ToleftTobottom, TobottomToleft, TorightTotop, TotopToright, ToleftTotop</i> )					
PrintContent Optimize		String	type2 keyword	J,D	[PWG5100.7] §4.2.2 [PWG5100.5] §8.1
directs the type of optimization/processing that will be performed on the Document content. It does not necessarily mean the value describes the content.. ( <i>Keywords: Photo, Graphics, Text, TextAndGraphics</i> )					
PrintQuality		String	type2 keyword	D	
The print quality that the Printer uses for the Job. ( <i>Keywords: Draft, Normal, High</i> )					
PrinterResolution		resolution		D	[RFC2911] §4.2.12
The resolution that Printer uses for the Job in cross-feed and feed direction in units of dpi or dpcm.					
ProofPrint		Complex		J	[prod-print2] §5.9
Specifies the elements for zero or more proof prints of the job that are to be printed prior to the printing the full run of the job. (Includes ProofPrintCopies , Media/MediaCol and any other Processing elements).					



Processing Element Name	Multivalued	Syntax	Constraint	Group*	Reference
<b>Description (values)</b>					
ProofPrintCopies		Integer	0:MAX	J	[prod-print2] §5.9.1
Specifies the number of proof prints to be printed prior to the printing the full run of the job. (See ProofPrint for use)					
SaveDisposition		String	type3 keyword	J	[prod-print2] §5.7.1.1
Specifies whether the Printer must print and/or save the job. (See JobSaveDisposition for use) ( <i>Keywords: None, PrintSave, SaveOnly</i> )					
SaveDocumentFormat		String	MimeMediaType [rfc2046], [rfc2048]	J	[prod-print2] §5.7.1.2.3.3
Indicates the document format in which the Printer saves the Document Data. (See DocumentFormat Document Description element) (See SaveInfo for use)					
SaveInfo	Yes	complex		J	[prod-print2] §5.7.1.2
Contains sets of elements that each tells the Printer how to create each copy of the saved job. (See JobSaveDisposition for use) ( <i>Includes SaveLocation, SaveName, SaveDocumentFormat</i> )					
SaveLocation		String	Maxlength=1023	J	[prod-print2] §5.7.1.2.3.1
Specifies the path to the directory as a URI where the Printer saves the Document Data and other Job information. (See SaveInfo for use)					
SaveName		String	Maxlength=255	J	[prod-print2] §5.7.1.2.3.2
Specifies the name of the saved job in the directory specified by the “save-location” member element. The value may be a relative path. (See SaveInfo for use)					
SeparatorSheets		complex		D	[PWG5100.3] §3.18
Specifies the separator sheets to be printed with the Document. ( <i>Includes SeparatorSheetsType, Media/MediaCol</i> )					
SeparatorSheetsType		String	Type3 keyword	D	[PWG5100.3] §3.18.1
Specifies the separator sheets type. (See SeparatorSheets for use) ( <i>Keywords: None, SlipSheets, StartSheet, EndSheet, BothSheets</i> )					
SheetCollate		String	Type2 keyword	D	[rfc3381] §3.1
Specifies if the media sheets of each copy of each printed document in a job are to be in sequence. ( <i>Keywords: Uncollated, Collated</i> )					
Sides		String	type2 keyword	D	[rfc2911] §4.2.8
Indicates how an impression is to be placed upon the side(s) of the media. ( <i>Keywords: OneSided, TwoSidedLongEdge, TwoSidedShortEdge, TwoSidedLongEdge</i> )					

Processing Element Name	Multivalued	Syntax	Constraint	Group*	Reference
<b>Description (values)</b>					
Stitching		complex		D	[PWG5100.3] §3.2.2
Provides detailed stitching parameters. (See <code>FinishingsCol/JobFinishingsCol</code> for use) ( <i>Includes <code>StitchingReferenceEdge</code>, <code>StitchingOffset</code>, <code>StitchingLocations</code></i> )					
StitchingLocations	yes	Integer	0:MAX	D	[PWG5100.3] §3.2.2.3
The distance along the stitching axis where a stitch will be placed in hundredths of a millimeter. (See <code>Stitching</code> for use)					
StitchingOffset		Integer	0:MAX	D	[PWG5100.3] §3.2.2.2
The perpendicular distance from the reference edge to the stitching axis in hundredths of a millimeter. (See <code>Stitching</code> for use)					
StitchingReferenceEdge		String	type2 keyword	D	[PWG5100.3] §3.2.2.1
Specifies the stitching reference edge of the output media. (See <code>Stitching</code> for use) ( <i>Keyword: <code>Bottom</code>, <code>Top</code>, <code>Left</code>, <code>Right</code></i> )					
XDimension		Integer	0:MAX	D	[PWG5100.3] §3.13.8.1
Size of the media in hundredths of a millimeter along the bottom edge. (See <code>MediaSize</code> for use)					
XImagePosition		String	type2 keyword	D	[PWG5100.3] §3.19.2
Causes the specified point of the Finished-Page Image to be positioned at a specified location. ( <i>Keywords: <code>None</code>, <code>Center</code>, <code>Left</code>, <code>Right</code></i> )					
XImageShift		Integer	MIN:MAX	D	[PWG5100.3] §3.19.3
Causes the Finished-Page Image to be shifted in position with respect to the x-axis of the media. The unit of measure for this element is hundredths of a millimeter. The sign of the value indicates the direction of the shift.					
Xside1ImageShift		Integer	MIN:MAX	D	[PWG5100.3] §3.19.4
Causes each Finished-Page Image that would be placed on the front side of a sheet to be shifted in position with respect to the x-axis of the media. The unit of measure for this element is hundredths of a millimeter. The sign of the value indicates the direction of the shift.					
Xside2ImageShift		Integer	MIN:MAX	D	[PWG5100.3] §3.19.5
Causes each Finished-Page Image that would be placed on the backside of a sheet to be shifted in position with respect to the x-axis of the media. The unit of measure for this element is hundredths of a millimeter. The sign of the value indicates the direction of the shift.					
YDimension		Integer	0:MAX	D	[PWG5100.3] §3.13.8.2
Size of the media in hundredths of a millimeter along the left edge. (See <code>MediaSize</code> for use)					



Processing Element Name	Multivalued	Syntax	Constraint	Group*	Reference
<b>Description (values)</b>					
YImagePosition		String	type2 keyword	D	[PWG5100.3] §3.19.6
Causes the specified point of the Finished-Page Image to be positioned at a specified location. <i>(Keywords: None, Center, Top, Bottom)</i>					
YImageShift		Integer	MIN:MAX	D	[PWG5100.3] §3.19.7
Causes the Finished-Page Image to be shifted in position with respect to the y-axis of the media. The unit of measure for this element is hundredths of a millimeter. The sign of the value indicates the direction of the shift.					
Yside1ImageShift		Integer	MIN:MAX	D	[PWG5100.3] §3.19.8
Causes each Finished-Page Image that would be placed on the front side of a sheet to be shifted in position with respect to the y-axis of the media. The unit of measure for this element is hundredths of a millimeter. The sign of the value indicates the direction of the shift.					
Yside2ImageShift		Integer	MIN:MAX	D	[PWG5100.3] §3.19.9
Causes each Finished-Page Image that would be placed on the backside of a sheet to be shifted in position with respect to the y-axis of the media. The unit of measure for this element is hundredths of a millimeter. The sign of the value indicates the direction of the shift.					

698

699 **7.2 Job Elements (Status and Description)**

700 \* Group Key: S=Status, D=Description

701 **Table 4- Job Elements (Status and Description)**

Job Element Name	Multivalued	Syntax	Constraint	Group*	Reference
<b>Description (values)</b>					
CompressionSupplied		String	Type2 keyword	D	[PWG5100.7] §5.2.1
Default compression algorithm used for the Documents Data. <i>(Keywords: None, Deflate, Gzip, Compress)</i>					
DateTimeAtCompleted		String	DateTime [rfc1123]	S	[rfc2911] §4.3.14.7
Indicates the date and time at which the Job completed. (example: Fri, 03 May 2002 08:49:37 GMT)					
DateTimeAtCreation		String	DateTime [rfc1123]	S	[rfc2911] §4.3.14.5
Indicates the date and time at which the Job was created . (example: Fri, 03 May 2002 08:49:37 GMT)					

Job Element Name	Multivalued	Syntax	Constraint	Group*	Reference
<b>Description (values)</b>					
DateTimeAtProcessing		String	DateTime [rfc1123]	S	[rfc2911] §4.3.14.6
Indicates the date and time at which the Job first began processing. (example: Fri, 03 May 2002 08:49:37 GMT)					
DetailedStatusMessage	Yes	String	Maxlength=1023	S	[rfc2911] §4.3.10
Specifies additional detailed and technical information about the job. Intended for use by the system administrator or other experienced technical persons and so is not localized by the Printer. (example: "PostScript error: stack overflow") (job-detailed-status-message in IPP)					
DocumentAccessErrors	Yes	String	Maxlength=1023	S	[rfc2911] §4.3.11
Information about each Document access error for this job encountered by the Printer. (example: "(404) <a href="http://www.company.com/pub/fileToPrint.pdf">http://www.company.com/pub/fileToPrint.pdf</a> ") (job-document-access-errors in IPP)					
DocumentCharsetSupplied		String	Maxlength=63	D	[PWG5100.7] §5.2.2
The default charset of the Documents content					
DocumentDigitalSignatureSupplied		String	Type2 keyword	D	[PWG5100.7] §5.2.3
The type of digital signature, if any, used in the Document Content. ( <i>Keywords</i> : dss, none, pgp, smime, xmldsig)					
DocumentFormatDetailsSupplied	Yes	Complex	Complex	D	[PWG5100.7] §5.2.4
Summarizes the default distinct contained document formats when Document contains multiple files, i.e., the Document is a container DocumentFormat, such as 'multipart/related' or 'application/zip'. For example, a container containing 100 PostScript files and 1 PCL file would have two sets of values. ( <i>Includes DocumentSourceApplicationName, DocumentSourceApplicationVersion, DocumentSourceOsName, DocumentSourceOsVersion, DocumentFormat, DocumentFormatDeviceId, DocumentFormatVersion, DocumentNaturalLanguage</i> ).					
DocumentFormatSupplied		String	MimeMediaType [rfc2046], [rfc2048]	D	[PWG5100.7] §5.2.5
The default Document format (i.e., PDL) for Documents in the Job. The value "application/octet-stream" has a special meaning. This value is used to indicate that a Printer is capable of auto-sensing the format of the Document. The values "application/zip" and "multipart/related" are container formats for which DocumentContainerSummary gives additional information about the contained files. ( <i>Examples: application/octet-stream, application/postscript, application/vnd.hp-PCL, "text/plain; charset=utf-8", application/zip, multipart/related</i> )					

Job Element Name	Multivalued	Syntax	Constraint	Group*	Reference
<b>Description (values)</b>					
DocumentFormatVersionSupplied		String	Maxlength=127	D	[PWG5100.7] §5.2.6
The default level or version of the DocumentFormat. Values are either from the prtInterpreterLangLevel [rfc1759] or a standard designation. (examples: “3” for DocumentFormat=application/postscript’ “5e” for DocumentFormat=application/vnd.hp-pcl; “ISO 12639-1:1996” for TIFF/IT Profile 1)					
DocumentMessageSupplied		String	Maxlength=1023	D	[PWG5100.7] §5.2.7
A message from either (1) the user to the operator about the Documents or (2) from the operator, system administrator, or "intelligent" process to indicate to the end user the reasons for modification or other management action taken on the Documents.					
DocumentNameSupplied		String	Maxlength=255	D	[PWG5100.7] §5.2.8
The default name for the Documents in the Job to be used in an implementation specific manner.					
DocumentNaturalLanguageSupplied		String	Maxlength=127	D	[PWG5100.7] §5.2.9
Identifies the default Natural Language for the Documents in the Job.					
ElementFidelity		Boolean		D	[rfc2911] §15.1, [PWG5100.5] §8.1.1
Allows a user to control whether or not the Printer MUST honor <i>all</i> supplied Processing elements in the Job Creation operation. For a ‘true’ value the Printer rejects the job submission if any of the supplied Processing element values are unsupported. For a ‘false’ value the Printer MUST accept the job submission and do best effort. Default = ‘false’ NOTE: Use “JobMandatoryElements” to explicitly specify a <i>subset</i> of the supplied elements that the Printer MUST honor. (ipp-attribute-fidelity in IPP)					
ElementsNaturalLanguage		String	Natural language	D	[rfc2911] §4.3.20
Indicates the natural language of the elements with string syntax that were set by the End User. (attributes-natural-language in IPP)					
ErrorsCount		Integer	MIN:MAX	S	[PWG5100.7] §5.1.1
The total number of errors that a Printer has generated while processing and printing a Job’s Document(s).					
Impressions		Integer	0:MAX	D	[rfc2911] §4.3.17.2
The total size in number of impressions in all the Job’s Document(s). (job-impressions in IPP)					

Job Element Name	Multivalued	Syntax	Constraint	Group*	Reference
<b>Description (values)</b>					
ImpressionsCompleted		Integer	0:MAX	S	[rfc2911] §4.3.18.2
The number of impressions completed for the Job so far. (job-impressions-completed in IPP)					
ImpressionsCompletedCurrentCopy		Integer	0:MAX	S	[rfc3381] §4.4
The number of impressions completed for the current iteration of this Job so far.					
JobAccountId		String	Maxlength=255	D	[PWG5100.3] §3.6
Account associated with this Job.					
JobAccountingUserID		String	Maxlength=255	D	[PWG5100.3] §3.7
Specifies the User ID associated with the "JobAccountId".					
JobCollationType		String	Type2 keyword	S	[rfc3381] §4.1
Identifies the collation type of the Job. ( <i>Keywords: Other, Unknown, UncollatedSheets, UncollatedDocuments, CollatedDocuments</i> )					
JobId		Integer	1:MAX	S	[rfc2911] §4.3.2
The Printer sets this to the ID of this Job , which is unique for the Printer.					
JobMandatoryElements	Yes	String	Type3 keyword	D	[PWG5100.5] §8.1
Allows a user to list which Processing elements the Printer must honor. The Printer rejects the job submission if <i>any</i> of the listed elements are unsupported or contain values that the Printer does not support. All of the remaining supplied elements are best effort. This element is ignored if ElementFidelity is supplied with a 'true' value. (See [rfc2911] §15.1) ( <i>Keywords: None and any Processing element names. Member elements of collection elements are named as Attr.Member. For example, JobSheetsCol.Media</i> ) NOTE: New element to align fidelity with FSG work was JobMandatoryAttributes).					
JobMessageFromOperator		String	Maxlength=127	D	[rfc2911] §4.3.16
Message to the end user indicating the reasons for any management action taken on this Job. (example: "Job canceled due to length", "Pick job up in mailbox")					
JobName		String	Maxlength=255	D	[rfc2911] §4.3.5
The Printer sets this to the client-supplied end-user friendly name for the Job, else the Printer must generate a name from other information. (example: "license agreement memo")					
JobOriginatingUserName		String	Maxlength=255	D	[rfc2911] §4.3.6
The Printer sets this element to the most authenticated printable name that it can obtain (example: "John Doe", \authDomain\John Doe")					
JobPassword		String	Maxlength=255	D	[prod-print2] §4.1
Contains a password supplied by the client encrypted according to method specified by the client in the JobPasswordEncryption element.					

Job Element Name	Multivalued	Syntax	Constraint	Group*	Reference
<b>Description (values)</b>					
JobPasswordEncryption		String	Type3 keyword	D	[prod-print2] §4.2
Specifies the type of encryption that the client is used for the supplied value of the JobPassword element. ( <i>Keywords: None, Md2, Md4, Md5, Sha</i> )					
JobPrinterMakeAndModel		String	Maxlength=127	S	[prod-print] §6.1
Identifies the make and model of the output device that saved this Job according to the JobSaveDisposition Job Processing element.					
JobPrinterUri		String	uri	S	[rfc2911] §4.3.3
The Printer set this to the URI of Printer that created this Job. (example: ipp://www.company.com/printer)					
JobState		String	Type1 keyword	S	[rfc2911] §4.3.7
The current state of this Job (see section 4.3.1.1). See also JobStateReasons element below. ( <i>Keywords: Pending, Pending-Held, Processing, ProcessingStopped, Canceled, Aborted, Completed</i> )					
JobStateMessage		String	Maxlength=1023	S	[rfc2911] §4.3.6
Specifies information about the "JobState" and "JobStateReasons" elements in human readable text localized by the Printer according to the natural language supplied in the client's query request. (example: "Job completed successfully with warnings" for an English request)					
JobStateReasons	Yes	String	type2 keyword	S	[rfc2911] §4.3.8 [prod-print2] §8.3.1 [PWG5100.7] §6.1 [pwg5100.5]
Provides additional information about this Job's current state. ( <i>Keywords: AbortedBySystem, CompressionError, DigitalSignatureDidNotVerify, DigitalSignatureTypeNotSupported, DocumentAccessError, DocumentFormatError, ErrorsDetected, JobCanceledAtDevice, JobCanceledByOperator, JobCanceledByUser, JobCompletedSuccessfully, JobCompletedWithErrors, JobCompletedWithWarnings, JobDataInsufficient, JobDigitalSignatureWait, JobHoldUntilSpecified, JobIncoming, JobInterpreting, JobOutgoing, JobPasswordWait, JobPrinting, JobQueued, JobQueuedForMarker, JobRestartable, JobResuming, JobSavedSuccessfully, JobSaveError, JobSaving, JobScheduling, JobSpooling, JobStreaming, JobSuspended, JobSuspendedByOperator, JobSuspendedBySystem, JobSuspendedByUser, JobSuspending, JobTransforming, None, PrinterStopped, PrinterStoppedPartly, ProcessingToStopPoint, ProofPrintWait, QueuedInDevice, ResourcesAreNotReady, ResourcesAreNotSupported, ServiceOffLine, SubmissionInterrupted, UnsupportedCompression, UnsupportedDocumentFormat, WarningsDetected</i> )					

Job Element Name	Multivalued	Syntax	Constraint	Group*	Reference
<b>Description (values)</b>					
JobUri		String	uri	S	[rfc2911] §4.3.1
	The Printer sets this to the URI for this Job. (example: <a href="ipp://www.company.com/printer/jobs/22">ipp://www.company.com/printer/jobs/22</a> ) The URI is globally unique.				
KOctets		Integer	0:MAX	D	[rfc2911] §4.3.17.1
	The total size of this Job's Document(s) in integral units of 1024 octets. (job-k-octets in IPP)				
KOctetsProcessed		Integer	0:MAX	S	[rfc2911] §4.3.18.1
	the total number of octets processed in integral units of 1024 octets so far. (job-k-octetsprocessed in IPP)				
MediaSheets		Integer	0:MAX	D	[rfc2911] §4.3.17.3
	The total number of media sheets to be produced for this Job's Document(s). (job-media-sheets in IPP)				
MediaSheetsCompleted		Integer	0:MAX	S	[rfc2911] §4.3.18.3
	The media-sheets completed marking and stacking so far. (job-media-sheets-completed in IPP)				
MoreInfo		String	uri	S	[rfc2911] §4.3.4
	URI used to obtain information intended for end user consumption about this specific Job/Document. (example: " <a href="http://www.company.com/printer/embeddedjobpage">http://www.company.com/printer/embeddedjobpage</a> ") . (job-more-info in IPP)				
NumberOfDocuments		Integer	0:MAX	S	[rfc2911] §4.3.12
	The number of Documents in this Job.				
NumberOfInterveningJobs		Integer	0:MAX	S	[rfc2911] §4.3.15
	The number of jobs that are "ahead" of this Job assuming the current scheduled order.				
OutputDeviceAssigned		String	Maxlength=127	S	[rfc2911] §4.3.13
	Identifies the output device to which the Printer has assigned this Job (example: "Pete's Printer")				
PrinterUpTime		Integer	1:MAX	S	[rfc2911] §4.3.14.4
	The amount of time (in seconds) that the Printer has been up and running. See Printer element "PrinterUpTime" (job-printer-up-time in IPP)				
SheetsCompletedCopyNumber		Integer	0:MAX	S	[rfc3381] §4.2
	Number of the copy being stacked for the current Document.				
SheetsCompletedDocumentNumber		Integer	0:MAX	S	[rfc3381] §4.3
	Number of the document in this Job currently being stacked. . The Documents in a Job are numbered 1, 2, 3. A 0 value means no Document is currently being stacked.				



Job Element Name	Multivalued	Syntax	Constraint	Group*	Reference
<b>Description (values)</b>					
TimeAtCompleted		Integer	MIN:MAX	S	[rfc2911] §4.3.14.3
The time at which the Job completed in “PrinterUpTime” seconds.					
TimeAtCreation		Integer	MIN:MAX	S	[rfc2911] §4.3.14.1
The time at which the Job was created in “PrinterUpTime” seconds.					
TimeAtProcessing		Integer	MIN:MAX	S	[rfc2911] §4.3.14.2
The time at which the Job first began processing in “PrinterUpTime” seconds.					
WarningsCount		Integer	MIN:MAX	S	[PWG5100.4] §6.1
The total number of warnings that a Printer has generated while processing and printing a Job’s Document(s). (job-warnings-count in IPP)					

702

703 **7.3 Document Elements (Status and Description)**

704 \* Group Key: S=Status, D=Description. Reference is given to the Job Description attribute in  
 705 [rfc2911] and [pwg5100.n] even when the [PWG5100.5] has a corresponding Document  
 706 Description attribute defined, since the definitions are so parallel. Reference is given to  
 707 [PWG5100.5] when the element is defined therein only.

708

**Table 5 – Document Elements (Status and Description)**

Document Element Name	Multivalued	Syntax	Constraint	Group*	Reference
<b>Description (values)</b>					
Compression		String	Type2 keyword	D	[rfc2911] §4.4.32
Compression algorithm used on the Document Data, if any. (Keywords: None, Deflate, Gzip, Compress)					
CurrentPageOrder		String	Type2 keyword	S	[PWG5100.3] §4.1
Indicates the page order of the pages in the document data. Initially set to PageOrderReceived and updated if data is transformed. (Keywords: IToNOrder, NToIOrder)					
DateTimeAtCompleted		String	DateTime [rfc1123]	S	[rfc2911] §4.3.14.7
Indicates the date and time at which this Document completed. (example: Fri, 03 May 2002 08:49:37 GMT)					
DateTimeAtCreation		String	DateTime [rfc1123]	S	[rfc2911] §4.3.14.5
Indicates the date and time at which this Document was created . (example: Fri, 03 May 2002 08:49:37 GMT)					

Document Element Name	Multivalued	Syntax	Constraint	Group*	Reference
<b>Description (values)</b>					
DateTimeAtProcessing		String	DateTime [rfc1123]	S	[rfc2911] §4.3.14.6
Indicates the date and time at which this Document first began processing. (example: Fri, 03 May 2002 08:49:37 GMT)					
DetailedStatusMessage	Yes	String	Maxlength=1023	S	[rfc2911] §4.3.10
Specifies additional detailed and technical information about this Document. Intended for use by the system administrator or other experienced technical persons. (example: “PostScript error: stack overflow”) (job-detailed-status-message in IPP)					
DocumentAccessErrors	Yes	String	Maxlength=1023	S	[rfc2911] §4.3.11
Information about each Document access error for this Document encountered by the Printer. (example: “(404) <a href="http://www.company.com/pub/fileToPrint.pdf">http://www.company.com/pub/fileToPrint.pdf</a> ”) (job-document-access-errors in IPP)					
DocumentCharset		String	Maxlength=63	D	[PWG5100.7] §3.2.2 [PWG5100.5] §9.1.10
The charset of the Document content					
DocumentDigitalSignature		String	Type2 keyword	D	[PWG5100.7] §3.2.3 [PWG5100.5] §9.1.11
The type of digital signature, if any, used in the Document Content. ( <i>Keywords:</i> dss, none, pgp, smime, xmldsig)					
DocumentFormat		String	MimeMediaType [rfc2046], [rfc2048]	D	[rfc2911] §3.2.1.1 [PWG5100.5] §9.1.12
The Document format (i.e., PDL) for this Document. The value “application/octet-stream” has a special meaning. This value is used to indicate that a Printer is capable of auto-sensing the format of the Document. The values “application/zip” and “multipart/related” are container formats for which DocumentContainerSummary gives additional information about the contained files. (Examples: <i>application/octet-stream</i> , <i>application/postscript</i> , <i>application/vnd.hp-PCL</i> , <i>text/plain; charset=utf-8</i> , <i>application/zip</i> , <i>multipart/related</i> )					



Document Element Name	Multivalued	Syntax	Constraint	Group*	Reference
<b>Description (values)</b>					
DocumentFormatDetails	Yes	Complex		D	[PWG5100.7] §3.2.5 [PWG5100.5] §9.1.13
Summarizes the distinct contained document formats when the Document contains multiple files, i.e., the Document is a container DocumentFormat, such as ‘multipart/related’ or ‘application/zip’. For example, a container containing 100 PostScript files and 1 PCL file would have two sets of values. (Includes DocumentSourceApplicationName, DocumentSourceApplicationVersion, DocumentSourceOsName, DocumentSourceOsVersion, DocumentFormat, DocumentFormatDeviceId, DocumentFormatVersion, DocumentNaturalLanguage).					
DocumentFormatDetails Detected	Yes	Complex		S	[PWG5100.5] §9.1.14
Generated by the Printer to indicate the actual document format details of the Document object. (Includes DocumentCreatorApplicationName, DocumentCreatorApplicationVersion, DocumentCreatorOsName, DocumentCreatorOsVersion, DocumentFormat, DocumentFormatDeviceId, DocumentFormatVersion, DocumentNaturalLanguage).					
DocumentFormatDetected		String	mimeMediaType [rfc2046], [rfc2048]	S	[PWG5100.5] §9.1.15
The Printer sets this to the actual DocumentFormat that the Printer detects when auto-sensing the document format, i.e., when the DocumentFormat is omitted or supplied as ‘application/octet-stream’. (example: ‘application/postscript’)					
DocumentFormatDeviceId		String	Maxlength=127	D	[PWG5100.5] §9.1.13
Identifies the type of device for which the document was formatted, including manufacturer and model, following the IEEE 1284-2000 Device ID string. (example: MANUFACTURER:ACME Co.;COMMAND SET:PS;MODEL:LaserBeam 9;) (See DocumentFormatDetails for use)					
DocumentFormatVersion		String	Maxlength=127	D	[PWG5100.5] §9.1.16
The level or version of the DocumentFormat. Values are either from the prtInterpreterLangLevel [rfc1759] or a standard designation. (examples: “3” for DocumentFormat=application/postscript “5e” for DocumentFormat=application/vnd.hp-pcl; “ISO 12639-1:1996” for TIFF/IT Profile 1)					

Document Element Name	Multivalued	Syntax	Constraint	Group*	Reference
<b>Description (values)</b>					
DocumentFormatVersion Detected		String	Maxlength=127	S	[PWG5100.5] §9.1.17
The Printer sets this to the actual DocumentFormat level or version that the Printer detects when auto-sensing the document format, i.e., when the DocumentFormat is omitted or supplied as 'application/octet-stream'. (examples: "3" for DocumentFormat=application/postscript "5e" for DocumentFormat=application/vnd.hp-pcl; "ISO 12639-1:1996" for TIFF/IT Profile 1)					
DocumentMessage		String	Maxlength=1023	D	[PWG5100.5] §9.1.20
A message from either (1) the user to the operator about the Document or (2) from the operator, system administrator, or "intelligent" process to indicate to the end user the reasons for modification or other management action taken on the Document.					
DocumentName		String	Maxlength=255	D	[rfc2911] §3.2.1.1
Name for this Document to be used in an implementation specific manner.					
DocumentNaturalLanguage		String	Maxlength=127	D	[rfc2911] §3.2.1.1 [PWG5100.5] §9.1.22
Identifies the primary Natural Language of this Document.					
DocumentNumber		integer		S	[PWG5100.4] §9.2, [PWG5100.5] §9.1.23
The order of this document within a job starting at a base of 1.					
PrinterUri		String	Maxlength=1023	S	[PWG5100.5] §9.1.24
The Printer sets this to the URI of the Printer, i.e., a copy of the Job's JobPrinterUri element. (example: ipp://www.company.com/printers/myprinter) (document-printer-uri in IPP)					
DocumentSourceApplicationName		String	Maxlength=255	D	[PWG5100.5] §9.1.13
The name of the application that created the document, without its version number. (examples: "Photoshop", "Microsoft Word") (See DocumentFormatDetails for use)					
DocumentSourceApplicationVersion		String	Maxlength=127	D	[PWG5100.5] §9.1.13
The version of the application that created the document, without its name. (examples: 'V3.0.', 'V6.0') (See DocumentFormatDetails for use)					

Document Element Name	Multivalued	Syntax	Constraint	Group*	Reference
<b>Description (values)</b>					
DocumentSourceOsName		String	Maxlength=40	D	[PWG5100.5] §9.1.13
The name of the operating system, without version number, on which the document was generated (see IANA [os-names]). (examples: 'LINUX', 'MACOS', 'NETWARE', 'WINDOWS') (See DocumentFormatDetails for use)					
DocumentSourceOsVersion		String	Maxlength=127	D	[PWG5100.5] §9.1.13
The version of the operating system, without its name, on which the document was generated (see IANA [os-names]). (examples: For LINUX = '1.0', 2.4'; For WINDOWS = '95', 'NT', 'NT-4', '2000', 'XP') (See DocumentFormatDetails for use)					
DocumentState		String	Type1 keyword	S	[PWG5100.5] §9.1.25
The current state of this Document. See also DocumentStateReasons element below. (Keywords: Pending, Processing, Canceled, Aborted, Completed)					
DocumentStateMessage		String	Maxlength=1023	S	[PWG5100.5] §9.1.26
Specifies information about the "DocumentState" and "DocumentStateReasons" elements of this Document in human readable text localized by the Printer according to the language supplied in the client's query request. (Example: "Document completed successfully with warnings" for an English request)					
DocumentStateReasons	Yes	String	type2 keyword	S	[PWG5100.5] §9.1.27
Provides additional information about this Document's current state. (Keywords: AbortedBySystem, CanceledAtDevice, CanceledByOperator, CanceledByUser, CompletedSuccessfully, CompletedWithErrors, CompletedWithWarnings, CompressionError, DocumentAccessError, DocumentFormatError, Incoming, Interpreting, None, Outgoing, Printing, PrinterStoppedPartly, Printing, ProcessingToStopped, ProofPrintWait, Queued, QueuedForMarker, QueuedInDevice, ResourcesAreNotReady, ResourcesAreNotSupported, Spooling, Streaming, SubmissionInterrupted, Transforming, UnsupportedCompression, UnsupportedDocumentFormat, WarningsDetected)					
DocumentUri		String	Maxlength=1023	D	[rfc2911] §3.2.2 [PWG5100.5] §9.1.28
Reference to the Document to be printed (Print by reference) supplied by the Client.					

Document Element Name	Multivalued	Syntax	Constraint	Group*	Reference
<b>Description (values)</b>					
ElementsCharset		String	Charset	D	[rfc2911] §4.3.19
	Indicates the coded character set and encoding method of the elements in this Document object with string syntax that were set by the End User. (attributes-charset in IPP)				
ElementsNaturalLanguage		String	Natural language	D	[rfc2911] §4.3.20
	Indicates the natural language of the elements in this Document object with string syntax that were set by the End User. (attributes-natural-language in IPP)				
ErrorsCount		Integer	MIN:MAX	S	[PWG5100.5] §9.1.29
	The total number of errors that a Printer has generated while processing and the Document.				
Impressions		Integer	0:MAX	D	[rfc2911] §4.3.17.2
	The total size in number of impressions in this Document. (job-impressions in IPP)				
ImpressionsCompleted		Integer	0:MAX	S	[rfc2911] §4.3.18.2
	The number of impressions completed for this Document so far. (job-impressions-completed in IPP)				
ImpressionsCompletedCurrentCopy		Integer	0:MAX	S	[rfc3381] §4.4
	The number of impressions completed for the current iteration of this Document so far.				
JobId		integer	1:MAX	S	[PWG5100.5] §9.1.18
	The Printer sets this to the ID of the Job containing this Document, i.e., a copy of the Job's JobId. The ID is unique for the Printer. (document-job-id in IPP)				
JobUri		String	Maxlength=1023	S	[PWG5100.5] §9.1.19
	The Printer sets this to the URI for the job, i.e., a copy of the Job's JobUri. The URI is globally unique. (example: ipp://www.company.com/printers/myprinter/jobs/22) (document-job-uri in IPP)				
KOctets		Integer	0:MAX	D	[rfc2911] §4.3.17.1
	The total size of this Document in integral units of 1024 octets. (job-k-octets in IPP)				
KOctetsProcessed		Integer	0:MAX	S	[rfc2911] §4.3.18.1
	the total number of octets processed in integral units of 1024 octets so far. (job-k-octets-processed in IPP)				
LastDocument		Boolean		D	[rfc2911] §3.3.1
	Has a 'true' value if this Document is the last Input Document for the Job. Default = 'false'.				

Document Element Name	Multivalued	Syntax	Constraint	Group*	Reference
<b>Description (values)</b>					
MediaSheets		Integer	0:MAX	D	[rfc2911] §4.3.17.3
The total number of media sheets to be produced for this Document. (job-media-sheets in IPP)					
MediaSheetsCompleted		Integer	0:MAX	S	[rfc2911] §4.3.18.3
The media-sheets completed marking and stacking for this Document so far. (job-media-sheets-completed in IPP)					
MoreInfo		String	uri	S	[rfc2911] §4.3.4
URI used to obtain information intended for end user consumption about this specific Document. (example: " <a href="http://www.company.com/printer/embeddedjobpage">http://www.company.com/printer/embeddedjobpage</a> "). (job-more-info in IPP)					
OutputDeviceAssigned		String	Maxlength=127	S	[rfc2911] §4.3.13
Identifies the output device to which the Printer has assigned this Job (example: "Pete's Printer")					
PageOrderReceived		String	Type2 keyword	D	[PWG5100.3] §3.16
Indicates the order of pages in this Document data as supplied with the job. ( <i>Keywords: 1ToNOrder, NTo1Order</i> )					
PrinterUpTime		Integer	1:MAX	S	[rfc2911] §4.3.14.4
The amount of time (in seconds) that the Printer has been up and running. (See Printer element "PrinterUpTime") (job-printer-up-time)					
SheetsCompletedCopyNumber		Integer	0:MAX	S	[rfc3381] §4.2
Number of the copy being stacked for this Document.					
TimeAtCompleted		Integer	MIN:MAX	S	[rfc2911] §4.3.14.3
The time at which this Document completed.					
TimeAtCreation		Integer	MIN:MAX	S	[rfc2911] §4.3.14.1
The time at which this Document was created in "PrinterUpTime" seconds.					
TimeAtProcessing		Integer	MIN:MAX	S	[rfc2911] §4.3.14.2
The time at which this Document first began processing.					
WarningCount		Integer	MIN:MAX	S	[PWG5100.4] §6.1
The total number of warnings that a Printer has generated while processing and printing the Document. (job-warning-count in IPP)					

709

710 **7.4 Printer Elements (Status and Description)**

711 \* Group Key: S=Status, D=Description

712 **Table 6 - Printer Elements (Status and Description)**

Printer Element Name	Multivalued	Syntax	Constraint	Group*	reference
<b>Description (values)</b>					
ColorSupported		boolean		D	[rfc2911] §4.4.26
Indicates if this Printer is capable of any type of color printing at all, including highlight color.					
CompressionSupported	Yes	String	Type3 keyword	D	[rfc2911] §4.4.32
Identifies the set of Compression algorithms for Document content that this Printer supports. ( <i>Keywords: None, Deflate, Gzip, Compress</i> )					
DeviceId		String	IEEE 1284	D	See Appendix 11.1
An identifier based on IEEE 1284 to identify the device that the Printer represents. Often used to load an appropriate driver on the client device. (example: “MANUFACTURER:ACME;COMMAND SET:PCL,PJL,PS,XHTML- Print+xml;MODEL:LaserBeam 9;COMMENT:example;ACTIVE COMMAND SET:PCL”)					
DocumentCharsetDefault		String	Maxlength=63	S	[PWG5100.7] §7.1
The default charset for Document content					
DocumentCharsetSupported	Yes	String	Maxlength=63	S	[PWG5100.7] §7.2
The allowed charsets for Document content					
DocumentCreationElementsSupported	Yes	String	Type2 keyword	S	[PWG5100.5] §10.1
The Processing and Description elements that are allowed in a Document Creation operation (e.g. SendDocument, SendUri)					
DocumentDigitalSignatureDefault		String	Type2 keyword	S	[PWG5100.7] §7.3
The default type of digital signature, if any, used in the Document Content. ( <i>Keywords: dss, none, pgp, smime, xmldsig</i> )					
DocumentDigitalSignatureSupported		String	Type2 keyword	S	[PWG5100.7] §7.4
The allowed types of digital signature, if any, for the Document Content. ( <i>Keywords: dss, none, pgp, smime, xmldsig</i> )					

Printer Element Name	Multivalued	Syntax	Constraint	Group*	reference
<b>Description (values)</b>					
DocumentFormatDefault		String	MimeType [rfc2046], [rfc2048]	D	[rfc2911] §4.4.21
The document format (i.e. PDL) that this Printer has been configured to assume if the client does not specify a document format in any of the actions that supply document content for a Job. The value “application/octet-stream” has a special meaning. This value is used to indicate that a Printer is capable of auto-sensing the format of the document. (examples: application/octet-stream, application/postscript, application/vnd.hp-PCL, “text/plain; charset=utf-8”)					
DocumentFormatDetailsDefault		Complex	Complex	D	[PWG5100.7] §7.5
The default distinct contained document formats when Document contains multiple files, i.e., the Document is a container DocumentFormat, such as ‘multipart/related’ or ‘application/zip’. (Includes DocumentSourceApplicationName, DocumentSourceApplicationVersion, DocumentSourceOsName, DocumentSourceOsVersion, DocumentFormat, DocumentFormatDeviceId, DocumentFormatVersion, DocumentNaturalLanguage).					
DocumentFormatDetailsSupported	YES	String	Type2 keyword	D	[PWG5100.7] §7.6
Lists the type2 keyword names of the member attributes of DocumentFormatDetails that the Printer supports. (Examples: DocumentCreatorApplicationName, DocumentCreatorApplicationVersion, DocumentCreatorOsName, DocumentCreatorOsVersion, DocumentFormat, DocumentFormatDeviceId, DocumentFormatVersion, DocumentNaturalLanguage).					
DocumentFormat Supported	YES	String	MimeType [rfc2046], [rfc2048]	D	[rfc2911] §4.4.22 .
Identifies both the Document and Image formats supported by this Printer. Specifies the set of Document formats that the Printer supports. (examples: application/octet-stream, application/postscript, application/vnd.hp-PCL, “text/plain; charset=utf-8”). Also specifies the set of Image formats that the Printer supports. (examples: ‘image/jpeg’ which is a registered MIME Media Type with IANA.					
DocumentFormatVersionDefault		String	Maxlength=127	D	[jobx] §7.7
The default level or version of the DocumentFormats that the Printer will use if not supplied by the Client in DocumentFormatDetails. (examples: “3” for DocumentFormat=application/postscript’ “5e” for DocumentFormat=application/vnd.hp-pcl; “ISO 12639-1:1996” for TIFF/IT Profile 1)					
DocumentFormatVersionSupported	YES	String	Maxlength=127	D	[jobx] §7.8
The level or version of the DocumentFormats that the Printer will accept if supplied by the Client in DocumentFormatDetails. (examples: “3” for DocumentFormat=application/postscript’ “5e” for DocumentFormat=application/vnd.hp-pcl; “ISO 12639-1:1996” for TIFF/IT Profile 1)					



Printer Element Name	Multivalued	Syntax	Constraint	Group*	reference
<b>Description (values)</b>					
GeneratedNaturalLanguageSupported	YES	String	Natural Language	D	[rfc2911] §4.4.20
Identifies the natural language(s) that the Printer supports in returned values of messages generated by the Printer, that is, the JobStateMessage, DocumentStateMessage, and PrinterStateMessage elements.					
ImpressionsSupported		RangeOfInteger	0:MAX	D	[rfc2911] §4.4.34
Specifies the upper and lower bounds for the number of impressions allowed per job. (job-impressions-supported in IPP)					
JobCreationElementsSupported	YES	String	Type2 keyword	D	[prod-print1] §7.1
Identifies the set of Job Processing and Job Description elements (but not member elements) that this Printer will accept in a JobCreation action (job-creation-attributes-supported in IPP)					
JobPasswordEncryptionSupported	Yes	String	type3 keyword	D	[prod-print1] §7.3
Identifies which encryption methods this Printer supports as values of the JobPasswordEncryption Job Description element for Secure Print. ( <i>Keywords: None, Md2, Md4, Md5, Sha</i> )					
JobPasswordSupported		Integer	0:MAX	D	[prod-print1] §7.2
Indicates the maximum length that this Printer will accept for the unencrypted password which the client will encrypt as the value of the JobPassword Description Element.					
JobSpoolingSupported		String	type2 keyword	D	[prod-print1] §7.4
Indicates whether or not the Printer spools Jobs before interpreting the document data (RIPing). ( <i>Keywords: Spool, Stream, Automatic</i> )					
KOctetsSupported		RangeOfInteger	0:MAX	D	[rfc2911] §4.4.33
Specifies the allowable upper and lower bounds of the total size per Job in integral units of 1024 octets that this Printer will accept. (job-k-octets-supported in IPP)					
MaxSaveInfoSupported		Integer	1:MAX	D	[prod-print1] §7.5
Identifies the maximum number of SaveInfo member element collections that this Printer can accept in a job request.					
MediaColDatabase	Yes	Complex		D	[prod-print1] §7.6
Identifies all of the Media supported by this Printer using a collection value for each which identifies the media characteristics. This element is not returned when 'all' is requested. ( <i>Includes any of the MediaCol member elements</i> )					
MediaSheetsSupported		RangeOfInteger	0:MAX	D	[rfc2911] §4.4.35
Specifies the upper and lower bounds for the number of media sheets allowed per job by this Printer. (job-media-sheets-supported in IPP)					



Printer Element Name	Multivalued	Syntax	Constraint	Group*	reference
<b>Description (values)</b>					
MultipleDocumentJobsSupported		boolean		D	[rfc2911] §4.4.16
	Indicates whether this Printer supports more than one Document per job, i.e., more than one SendDocument and/or SendUri request per job. A multi-Document per job Printer must implement this element and have a value of 'true'. A single Document per job Printer may either not support this element or support it with a value of 'false'.				
MultipleOperationTimeOut		Integer	1:MAX	D	[rfc2911] §4.4.31
	Identifies the minimum time (in seconds) that this multi-Document per job Printer will wait between actions on an open job before timing out. The actions can add Document to the open Job or close the Job. Timeouts are handled in an implementation specific manner. Multi-Document per job Printers must implement this element. The recommended value is greater than 60 and less than 240.				
NaturalLanguageConfigured		String	Natural language	D	[rfc2911] §4.4.19
	Indicates the natural language of the elements with string syntax that were set by the Administrator or Manufacturer.				
OperationsSupported	Yes	String	type2 keyword	D	[rfc2911] §4.4.15
	The set of supported actions for the Printer and Job. (Keywords: PrintJob, PrintUri, CreateJob, SendDocument, SendURI, ValidateJob, ValidateDocument, CancelJob, HoldJob, ReleaseJob, RestartJob, SetJobElements, SetDocumentElements, CancelDocument, DeleteDocument, GetJobs, GetPrinterElements, GetJobElements, GetDocuments, GetDocumentElements, GetPrinterSupportedValues, PausePrinter, ResumePrinter, PurgeJobs, DisablePrinter, EnablePrinter, SetPrinterElements).				
PagesPerMinute		Integer	0:MAX	D	[rfc2911] §4.4.36
	Specifies the nominal number of pages per minute which may be generated by this Printer.				
PagesPerMinuteColor		Integer	0:MAX	D	[rfc2911] §4.4.37
	Specifies the nominal number of pages per minute which may be generated by this Printer when printing color.				
ParentPrintersSupported	Yes	String	Uri	D	[admin-ops] §7.2
	Contains the URI of the non-leaf Printer for which this Printer is the immediate subordinate.				
PdlOverrideSupported		String	type2 keyword	D	[rfc2911] §4.4.28
	Expresses the ability of this Printer to (1) guaranteed, (2) attempt to, or (3) not attempt to override a Document's processing instructions with Job Processing Elements. (Keywords: <i>Attempted</i> , <i>Guaranteed</i> , <i>NotAttempted</i> )				
PrinterCurrentTime		String	DateTime [rfc1123]	S	[rfc2911] §4.4.30
	Indicates the current date and time. (example: Fri, 03 May 2002 08:49:37 GMT)				

Printer Element Name	Multivalued	Syntax	Constraint	Group*	reference
<b>Description (values)</b>					
PrinterDetailedStatusMessages	Yes	String	Maxlength=1023	S	[prod-print2] §7.7
Specifies additional detailed and technical information about this Printer for the technical staff.					
PrinterDriverInstaller		String	Uri	D	[rfc2911] §4.4.8
Intended for consumption by automata to locate the driver installer for this Printer object. (example: “ <a href="http://www.company.com/printer/installerProgram">http://www.company.com/printer/installerProgram</a> ”) Note: This element has not been used by any known implementation and is therefore deprecated.					
PrinterInfo		String	Maxlength=127	D	[rfc2911] §4.4.6
Descriptive information about this Printer object.(example: “Out of courtesy for others, please print only small (1-5 page) jobs at this printer”)					
PrinterIsAcceptingJobs		Boolean		S	[rfc2911] §4.4.23
Indicates whether this Printer is currently able to accept jobs.					
PrinterLocation		String	Maxlength=127	D	[rfc2911] §4.4.5
Identifies the location of the device that this Printer represents. (Example: <i>Pete’s Office</i> )					
PrinterMakeAndModel		String	Maxlength=127	D	[rfc2911] §4.4.9
Identifies the make and model of the device that this Printer object represents. (Example: “Xerox Phaser 7700”, “HP LaserJet 1000”, “Lexmark Optra Color 45”)					
PrinterMessageFromOperator		String	Maxlength=127	D	[rfc2911] §4.4.25
End user information for this Printer. (Example: “printer unavailable until 1pm due to preventive maintenance”)					
PrinterMoreInfo		String	uri	D	[rfc2911] §4.4.7
URI used to obtain information intended for end user consumption about this specific Printer. (Example: “ <a href="http://www.company.com/printer/embeddedwebpage">http://www.company.com/printer/embeddedwebpage</a> ”)					
PrinterMoreInfoManufacturer		String	uri	D	[rfc2911] §4.4.10
URI used to obtain more information for end user consumption about this type of device that this Printer represents. (Example: “ <a href="http://www.xerox.com/go/xrx/template/012.jsp?Xcntry=USA&amp;Xlang=en_US&amp;prodID=7700">http://www.xerox.com/go/xrx/template/012.jsp?Xcntry=USA&amp;Xlang=en_US&amp;prodID=7700</a> ”, “ <a href="http://www.lexmark.com/US/products/overview/0,1224,MjQ5fDE=,00.html">http://www.lexmark.com/US/products/overview/0,1224,MjQ5fDE=,00.html</a> ”)					
PrinterName		String	Maxlength=127	D	[rfc2911] §4.4.4
The end-user friendly name of this Printer object. (example: “Pete’s Printer”)					
PrinterState		String	type1 keyword	S	[rfc2911] §4.4.11
Identifies the current state of the device(s) that this Printer represents (see Figure 4). (See “PrinterStateReasons” below) (Keywords: <i>Idle, Processing, Stopped</i> )					

Printer Element Name	Multivalued	Syntax	Constraint	Group*	reference
<b>Description (values)</b>					
PrinterStateMessage		String	Maxlength=1023	S	[rfc2911] §4.4.13
	Information about the "printer- state" and "printer-state-reasons" elements in human readable text localized by the Printer according to the natural language supplied in the client’s query request. (Example: “Printer stopped due to paper jam” for an English request)				
PrinterStateReasons	Yes	String	type2 keyword	S	[rfc2911] §4.4.12
	Augments the "printer-state" element to give more detailed information about this Printer’s state. Each keyword value may have a suffix to indicate its level of severity. The three suffixes (levels) are: “Report” (least severe), “Warning”, and “Error” (most severe). Keywords without suffixes are assumed to be “Error” (most severe). See reference for semantics of defined keywords. (Keywords: AttentionRequired, ConnectingToDevice, CoverOpen, Deactivated, DeveloperEmpty, DeveloperLow, DoorOpen, FuserOverTemp, FuserUnderTemp, HoldNewJobs, InputTrayMissing, InterlockOpen, InterpreterResourceUnavailable, MarkerSupplyEmpty, MarkerSupplyLow, MarkerWasteAlmostFull, MarkerWasteFull, MediaEmpty, MediaJam, MediaLow, MediaNeeded, MovingToPaused, None , OpcLifeOver, OpcNearEol, Other, OutputAreaAlmostFull, OutputAreaFull, OutputTrayMissing, Paused, Shutdown, SpoolAreaFull, StoppedPartly, Stopping, TimedOut, TonerEmpty, TonerLow)				
PrinterUpTime		integer	1:MAX	S	[rfc2911] §4.4.29
	The amount of time (in seconds) that this Printer has been up and running				
PrinterUriSupported	Yes	String	uri	D	[rfc2911] §4.4.1
	Contains at least one URI for this Printer object. The PrinterUriSupported, UriAuthenticationSupported and the UriSecuritySupported are parallel elements. Each of these elements must have the same cardinality. The “i”th value of each of these elements describes the URI for the printer, the authentication mechanism used and the security method used. (Example: <i>ipp://www.company.com/printer</i> )				
QueuedJobCount		integer	0:MAX	S	[rfc2911] §4.4.24
	The number of jobs that this Printer has accepted but has not yet completed.				
ReferenceUriSchemesSupported	Yes	String	UriScheme	D	[rfc2911] §4.4.27
	Which URI schemes are supported by this Printer to retrieve Document This element must be supported if the Printer is capable of print by reference. (Example: <i>ftp, http</i> )				
RepertoiresSupported	Yes	String	Repertoire	D	[Repertoire] §3.1
	Indicates the subsets of characters that are actually present in the Printer. (Example: IANA: <i>iso-8859-1</i> , Unicode: <i>Latin 1</i> , Vendor: <i>Oak Floral</i> )				
SubordinatePrintersSupported	Yes	String	Uri	D	[admin-ops] §7.1
	Contains the URI of the immediate subordinate Printers associated with this Printer.				

Printer Element Name	Multivalued	Syntax	Constraint	Group*	reference
<b>Description (values)</b>					
UriAuthenticationSupported	Yes	String	type2 keyword	D	[rfc2911] §4.4.2
The Client authentication mechanism that this Printer object uses to identify the user. (See PrinterUriSupported for additional information) ( <i>Keywords: None, Requesting-UserName, Basic, Digest, Certificate</i> )					
UriSecuritySupported	Yes	String	type2 keyword	D	[rfc2911] §4.4.3
Identifies the security mechanisms used for accessing this Printer object. (See PrinterUriSupported for additional information) ( <i>Keywords: None, Ssl3, Tls</i> )					
VersionsSupported	Yes	String	type2 keyword	D	[rfc2911] §4.4.14
The versions of the semantics that this Printer supports. ( <i>Keywords: 1.0, 1.1, etc. </i> ).					
WhichJobsSupported	Yes	String	type2 keyword	D	[prod-print2] §7.8
Contains the set of values that this Printer supports for the WhichJobs operation element that the client may supply in the Get-Jobs operation as a job filter. ( <i>Keywords: Aborted, All, Canceled, Completed, NotCompleted, Pending, PendingHeld, Processing, ProcessingStopped </i> )					

713

## 8 Status Strings

714

715 This Appendix lists the status strings that the Printer returns in each action response.

716

**Table 7 Status strings indicating some degree of success**

Status String	Actions where status may occur
Reference	Description of status
<b>SuccessfulOk</b>	Any
Rfc2911	Action succeeded and no requested element were substituted or ignored.
<b>SuccessfulOkConflictingElements</b>	CreateJob, PrintJob, PrintUri, SendDocument, SendUri, ValidateDocument, ValidateJob
	Action succeeded but some elements were conflicting and have been substituted or ignored.
<b>SuccessfulOkIgnoredOrSubstitutedElements</b>	CreateJob, PrintJob, PrintUri, SendDocument, SendUri, ValidateDocument, ValidateJob
	Action succeeded but some unsupported elements were ignored or substituted.

717

718

**Table 8 Status strings indicating error on the part of the Client**

Status String	Actions where status may occur
	Description of status
<b>ClientErrorBadRequest</b>	Any
	Malformed syntax or constraint exceeded.

Status String	Actions where status may occur
	Description of status
<b>ClientErrorCharsetNotSupported</b>	Any
	The charset is not supported.
<b>ClientErrorCompressionError</b>	PrintJob, PrintUri, SendDocument, SendUri
	An error occurred when uncompressing the Document Content.
<b>ClientErrorCompressionNotSupported</b>	PrintJob, PrintUri, SendDocument, SendUri
	The compression of the Document Content is not supported.
<b>ClientErrorConflictingElements</b>	CreateJob, PrintJob, PrintUri, SendDocument, SendUri, SetDocumentElements, SetJobElements, SetPrinterElements, ValidateDocument, ValidateJob
	Some supplied elements are conflicting. The Printer must return them in the Unsupported Elements group.
<b>ClientErrorDocumentAccessError</b>	PrintUri, SendUri
	An error occurred when the Printer attempted to access the Document Content through the URI supplied.
<b>ClientErrorDocumentFormatError</b>	PrintJob, PrintUri, SendDocument, SendUri
	An error occurred when interpreting the Document Content.
<b>ClientErrorDocumentFormatNotSupported</b>	CreateJob, PrintJob, SendDocument, SendUri, ValidateDocument, ValidateJob
	The document format is not supported.
<b>ClientErrorElementsNotSettable</b>	SetDocumentElements, SetJobElements, SetPrinterElements
	The supplied element(s) are not settable
<b>ClientErrorElementsOrValuesNotSupported</b>	CreateJob, PrintJob, PrintUri, SendDocument, SendUri, SetDocumentElements, SetJobElements, SetPrinterElements, ValidateDocument, ValidateJob
	The supplied element(s) or Values are not supported
<b>ClientErrorForbidden</b>	Any
	The Printer understood the request, but is refusing to fulfill it for authentication and/or authorization reasons. The client should not try again even with credentials.
<b>ClientErrorGone</b>	Any
	The target object is no longer available.
<b>ClientErrorJobNotAcceptingAdditionalDocuments</b>	SendDocument, SendUri
	Client attempted to add a Document to a Job after indicating the last document was sent
<b>ClientErrorNotAuthenticated</b>	Any
	The request requires user authentication. The client may try again with suitable authentication.
<b>ClientErrorNotAuthorized</b>	Any

Status String	Actions where status may occur
Description of status	
	The requester is not authorized to perform the request. The Client should not try again.
<b>ClientErrorNotFound</b>	ActivatePrinter, CancelDocument, CancelJob, DeactivatePrinter, DeleteDocument, DisablePrinter, EnablePrinter, GetDocumentElements, GetDocuments, GetJobElements, GetJobs, GetPrinterElements, GetPrinterSettableElementValues, HoldJob, PromoteJob, ReleaseJob, ReprocessJob, RestartJob, ResumeJob, SendDocument, SendUri, SetDocumentElements, SetJobElements
	The target object was not found.
<b>ClientErrorNotPossible</b>	
	The action cannot be performed, because of the state of the target object.
<b>ClientErrorRequestEntityTooLarge</b>	Any
	The request and/or the Document Content is too large.
<b>ClientErrorRequestValueTooLong</b>	Any
	An element value in the request is longer than the Printer supports.
<b>ClientErrorTimeout</b>	SendDocument, SendUri
	The client did not produce a subsequent request within the time that the Printer was prepared to wait.
<b>ClientErrorUnsupportedInterface</b>	
	PSI specific error indicating a request for information for a non-existent interface
<b>ClientErrorUriNotResolvable</b>	
	PSI specific error indicating inability of PSI Server to communicate with a Target Device
<b>ClientErrorUriSchemeNotSupported</b>	PrintUri, SendUri
	The URI scheme is not supported.
<b>ClientInvalidUri</b>	
	PSI specific error indicating the URI provided is not well formed

719

720

**Table 9 Status strings indicating error on the part of the Printer**

Status String	Actions where status may occur
Reference	Description of status
<b>ServerErrorBusy</b>	Any
	A temporary error indicating that the Printer is too busy processing jobs and/or other requests. A Client should try again later.
<b>ServerErrorDeviceError</b>	CreateJob, PrintJob, PrintUri, SendDocument, SendUri



Status String	Actions where status may occur
Reference	Description of status
	The Printer encountered a device error that causes it to be unable to accept a new request. For example, a paper jam for a Printer that doesn't spool and so cannot accept a new job submission until the jam is fixed.
<b>ServerErrorInternalError</b>	Any
	An unexpected internal error occurred.
<b>ServerErrorJobCanceled</b>	CancelDocument, CancelJob, DeleteDocument, SendDocument, SendUri, SetDocumentElements, SetJobElements
	The job has been canceled by an operator or aborted by the system. For example, while the Client is transmitting the Document Content to the Printer.
<b>ServerErrorMultipleDocumentJobsNotSupported</b>	SendDocument, SendUri
	The Printer doesn't support multiple document jobs and the client attempted to supply a second SendDocument or SendUri request. The Printer's "MultipleDocumentJobsSupported" Printer Description element is 'false'.
<b>ServerErrorNotAcceptingJobs</b>	CreateJob, PrintJob, PrintUri
	The Printer is not currently accepting jobs. Its "PrinterIsAcceptingJobs" Printer Description element is 'false'.
<b>ServerErrorNotCancelableAtTargetDevice</b>	CancelJob, CancelJob
	PSI specific error indicating the Print Service is unable to direct the Target Device to cancel the Job.
<b>ServerErrorOperationNotSupported</b>	Any unsupported action
	The Printer does not support the requested action.
<b>ServerErrorPrinterIsDeactivated</b>	Any except Activate-Printer
	The Printer has been deactivated using the Deactivate-Printer operation and is only accepting the Activate-Printer
<b>ServerErrorServiceUnavailable</b>	Any
	The Printer is unable to service the request at this time due to overloading or maintenance. The client should try again later as per the "message" Operation element.
<b>ServerErrorTargetDeviceNotReachable</b>	CreateJob
	PSI specific error indicating the Print Service is unable to communicate with the specified Target Device.
<b>ServerErrorTargetDeviceUrlNotSupported</b>	CreateJob
	PSI specific error indicating the Print Service does not support the specified Target Device.
<b>ServerErrorTemporaryError</b>	Any
	A temporary error such as a buffer full write error, a memory overflow, or a disk full condition.
<b>ServerErrorTooManyDocuments</b>	SendDocument, SendUri
	An attempt to create a Document in a Job failed because it exceeded the Printer's capacity for this Job at this time..
<b>ServerErrorTooManyJobs</b>	PrintJob, PrintUri, CreateJob
	An attempt to create a Job in a Job failed because it exceeded the Printer's

Status String		Actions where status may occur
Reference	Description of status	
	capacity at this time..	
<b>ServerErrorVersionNotSupported</b>	Any	
	The Printer doesn't support the requested major version of the protocol and returns the closest version that it does support.	

721

722

## 723 9 References

724 [actual] D. Carney, H. Lewis, "Internet Printing Protocol (IPP): "-actual" attributes", January 31,  
725 2003, [ftp://ftp.pwg.org/pub/pwg/ipp/new\\_ACT/pwg-ipp-actual-attrs-v04-030131.pdf](ftp://ftp.pwg.org/pub/pwg/ipp/new_ACT/pwg-ipp-actual-attrs-v04-030131.pdf), work  
726 in progress.

727 [prod-print2] T. Hastings, and D. Fullman, "Internet Printing Protocol (IPP): Production Printing  
728 Attributes - Set 2", August 21, 2002, [ftp://ftp.pwg.org/pub/pwg/ipp/new\\_PPE/pwg-ipp-prod-print-set2-draft-v0\\_1-020821.pdf](ftp://ftp.pwg.org/pub/pwg/ipp/new_PPE/pwg-ipp-prod-print-set2-draft-v0_1-020821.pdf), work in progress,  
729

730 [PSI] D. Hall, A. Berkema, "PrinterWorking Group Print Service Interface 1.0", working draft to  
731 become a PWG IEEE-ISTO standard, work in progress, February 10, 2003,  
732 <ftp://ftp.pwg.org/pub/pwg/ps/wd/wd-psi10-20030210.pdf>

733 [PWG5100.1] IEEE-ISTO 5100.1-2001, "Internet Printing Protocol (IPP): "finishings" attribute  
734 values extension", T. Hastings, and D. Fullman, February 5, 2001,  
735 <ftp://ftp.pwg.org/pub/pwg/standards/pwg5100.1.pdf>

736 [PWG5100.2] IEEE-ISTO 5100.2-2001, "Internet Printing Protocol (IPP): output-bin attribute  
737 extension", February 7, 2001, Hastings, and R. Bergman,  
738 <ftp://ftp.pwg.org/pub/pwg/standards/pwg5100.2.pdf>

739 [PWG5100.3] IEEE-ISTO 5100.3-2001, "Internet Printing Protocol (IPP): Production Printing  
740 Attributes - Set1", February 12, 2001, K. Ocke, T. Hastings,  
741 <ftp://ftp.pwg.org/pub/pwg/standards/pwg5100.3.pdf>

742 [PWG5100.4] IEEE-ISTO 5100.4-2001, "Internet Printing Protocol (IPP): Override Attributes for  
743 Documents and Pages", February 7, 2001, R. Herriot, K. Ocke,  
744 <ftp://ftp.pwg.org/pub/pwg/standards/pwg5100.4.pdf>

745 [PWG5100.5] D. Carney, T. Hastings, and P. Zehler, "Internet Printing Protocol (IPP): Document  
746 Object", October 31, 2003, <ftp://ftp.pwg.org/pub/pwg/standards/pwg5100.5.pdf>, Candidate  
747 Standard.

748 [PWG5100.6] P. Zehler, K. Ocke and R. Herriot, "Internet Printing Protocol (IPP): Page  
749 Overrides", October 31, 2003, <ftp://ftp.pwg.org/pub/pwg/standards/pwg5100.5.pdf>,  
750 Candidate Standard..



751 [PWG5100.7] T. Hastings, and P. Zehler, "Internet Printing Protocol (IPP): Job Extentions",  
 752 October 31, 2003, <ftp://ftp.pwg.org/pub/pwg/standards/pwg5100.8.pdf>, Candidate Standard.

753 [PWG5101.1] IEEE-ISTO 5101.1-2001 Media Standardized Names <work in progress>,  
 754 <ftp://ftp.pwg.org/pub/pwg/standards/pwg5101.1.pdf> , .doc, .rtf for standardized names

755 [Repertoire] Working Draft: The Printer Working Group Standard for Character Repertoire  
 756 Interoperability<work in progress>, March 17, 2003, E. Bradshaw  
 757 <ftp://ftp.pwg.org/pub/pwg/Character-Repertoires/wd-pcr10-20030317.html>

758 [rfc1123] RFC 1123 " Requirements for Internet Hosts -- Application and Support ", October 1989,  
 759 Branden, R. , <ftp://ftp.rfc-editor.org/in-notes/rfc1123.txt>

760 [rfc2046] RFC 2046 "Multipurpose Internet Mail Extensions (MIME) Part Two: Media Types",  
 761 November 1996, N. Freed, and N. Borenstein, <ftp://ftp.rfc-editor.org/in-notes/rfc2046.txt>

762 [rfc2048] RFC 2048 "Multipurpose Internet Mail Extension (MIME) Part Four: Registration  
 763 Procedures", November 1996, N. Freed,, J. Klensin and J. Postel, [ftp://ftp.rfc-editor.org/in-](ftp://ftp.rfc-editor.org/in-notes/rfc2048.txt)  
 764 [notes/rfc2048.txt](ftp://ftp.rfc-editor.org/in-notes/rfc2048.txt)

765 [rfc2911] RFC 2566 "Internet Printing Protocol/1.0 Model and Semantics", March 1999 and RFC  
 766 2911 "Internet Printing Protocol/1.1 Model and Semantics", September 2000, T. Hastings,  
 767 R. Herriot, R. deBry, S. Isaacson, P. Powell, <ftp://ftp.rfc-editor.org/in-notes/rfc2911.txt>

768 [rfc3380] "Internet Printing Protocol (IPP): Job and Printer Set Operations", September 2002, T.  
 769 Hastings, R. Herriot, C. Kugler, and H. Lewis, <ftp://ftp.rfc-editor.org/in-notes/rfc3380.txt>

770 [rfc3381]"Internet Printing Protocol (IPP): Job Progress Attributes", September 2002, T. Hastings,  
 771 H. Lewis, and R. Bergman, <ftp://ftp.rfc-editor.org/in-notes/rfc3381.txt>

772 **10 Author's Addresses**

773

Peter Zehler Xerox Corporation 800 Phillips Road MS/128-30E Webster, NY 14580 Phone: 585 265-8755 Fax: 585-422-7691 e-mail: pzebler@crt.xerox.com	Tom Hastings Xerox Corporation 701 S. Aviation Blvd. MS/ESAE-242 El Segundo, CA 90245 Phone: 310 333-6413 e-mail: thastings@cp10.es.xerox.com	Shivaun Albright Hewlett Packard e-mail: shivaun_albright@hp.com
---	--	---

774

775 **10.1 Other Participants**

Alan Berkema – Hewlett Packard  
 Lee Farrell - Canon Information Systems  
 Melinda Grant - Hewlett Packard  
 Harry Lewis - IBM  
 Gail Songer - Peerless

Elliott Bradshaw, Zoran Corp  
 Don Fullman - Xerox  
 David Hall - Hewlett Packard  
 Ira Mcdonald – High North  
 Robert Taylor - Hewlett Packard

William Wagner - NetSilicon/DPI

776

## 777 **11 Appendix A – UPnP Definitions**

### 778 **11.1 DeviceId**

779 The value of this variable **MUST** exactly match the IEEE 1284-2000 Device ID string, except the  
780 length field **MUST** not be specified.. The value is assigned by the Printer vendor and **MUST NOT**  
781 be localized by the Print Service.

782 The IEEE 1284-2000 Device ID is a length field followed by a case-sensitive string of ASCII  
783 characters defining peripheral characteristics and/or capabilities. For the purposes of this  
784 specification, the length bytes **MUST NOT** be included. The Device ID sequence is composed of a  
785 series of keys and values of the form:

786 key: value {,value} repeated for each key

787 As indicated, each key will have one value, and **MAY** have more than one value. The minimum  
788 necessary keys (case-sensitive) are MANUFACTURER, COMMAND SET, and MODEL. (These  
789 keys **MAY** be abbreviated as MFG, CMD, and MDL respectively.) Each implementation **MUST**  
790 supply these three keys and possibly additional ones as well. Each key (and each value) is a string  
791 of characters. Any characters except colon (:), comma (,), and semi-colon (;) **MAY** be included as  
792 part of the key (or value) string. Any leading or trailing white space (SPACE[x'20'], TAB[x'09'],  
793 VTAB[x'0B'], CR[x'0D'], NL[x'0A'], or FF[x'0C']) in the string is ignored by the parsing program  
794 (but is still counted as part of the overall length of the sequence).

795 An example ID String, showing optional comment and active command set keys and their  
796 associated values (the text is actually all on one line):

797

798 MANUFACTURER:ACME Manufacturing;

799 COMMAND SET:PCL,PJL,PS,XHTML-Print+xml;

800 MODEL:LaserBeam 9;

801 COMMENT:Anything you like;

802 ACTIVE COMMAND SET:PCL;

803

804 (See IEEE 1284-2000 clause 7.6)

805 Note: One of the purposes of the DeviceId variable is to select a printer driver for those clients that  
806 need a printer driver. The values of the COMMAND SET key are interpreted by the printer driver  
807 provided by the vendor and so are vendor-defined, rather than being standardized.

## 808 **12 Appendix B – IPP Mapping**

### 809 **12.1 Changes to remove some IPP specific aspects**

810 This section lists some changes to remove some IPP specific aspects from the PWG Semantic  
811 Model.

- 812 1. IPP enumerations use their well-known string name instead of the integer enumeration.  
813 This applies not only to IPP attributes but also to IPP Operations.
- 814 2. Any IPP attribute name containing “ipp” has had the “ipp” removed.
- 815 3. All IPP attribute and operation keywords have the substring “attribute” replaced with  
816 “element”.
- 817 4. All IPP operation, status codes, attribute, and attribute value keyword names have had the  
818 first letter capitalized and the ‘-‘ character removed and the character following the ‘-‘ has  
819 been capitalized. (All mixed case PWG Semantic Model keywords can be interpreted  
820 without regard to case.)
- 821 5. Certain elements prefixed with “Job” that apply to either Jobs or Documents has had the  
822 “Job” prefix removed. (This mapping clarified in the tables in section 7)
- 823 6. The IPP attribute value keywords defined in other registries remain unchanged. Note that  
824 the PWG defined media keyword values for the Semantic Elements MediaType,  
825 MediaColor, MediaSizeName and Media use the values as specified in PWG 5101.1.
- 826 7. The types of the attributes have been simplified. All keyword, text, name, DateTime, uri,  
827 UriScheme, enum and mimeType types are represented by the simple string type.  
828 The “Constraint” column in section 7 clarifies the mapping of the string types in the  
829 Semantic Model to their original types (e.g. JobState type:string constraint: Type 1  
830 keyword). Note that IPP Attributes of type Keyword or Name are represented as strings  
831 with a Type 2 or 3 keyword constraint
- 832 8. The “1setOf X” types are represented as the base type and the “Multivalued” field in the  
833 tables set to “Yes”.
- 834 9. Integers and Boolean types remain the same.
- 835 10. Any applicable constraints placed on the attribute values has been noted in the tables.

836 The term “keyword” continues to be used for string values enumerated as part of the PWG Model.  
837 The term “object” is sometimes changed to “data class”. The term “operation” has been changed to  
838 “action” to use the term more frequently used with XML.

839 The following IPP attributes are not included: operation-id, attributes-charset, request-id.

### 840 **12.2 Attribute Group Mapping**

841 IPP Actions may contain a number of parameters. The first parameter is always the Operation  
842 Attributes for the Action. The IPP Operation Attributes have been mapped to the Printer and Job  
843 Description Element Groups.

844 The IPP Printer Description Attributes map to the PWG Printer Status Elements and Printer  
845 Description Elements. The IPP Job Description Attributes map to the PWG Job Status Elements  
846 and Job Description Elements.

847 The IPP Job Template Attributes map to the PWG Job Processing Elements and Document  
848 Processing Elements. IPP does not differentiate between the PWG Processing Elements subgroups  
849 of Rendering, Imposition and Finishing Elements.

850